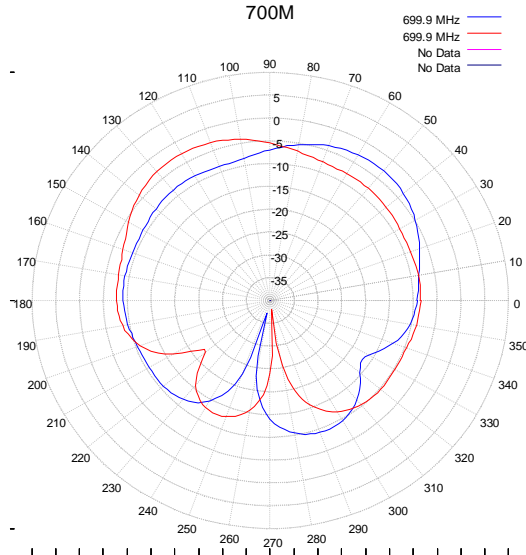


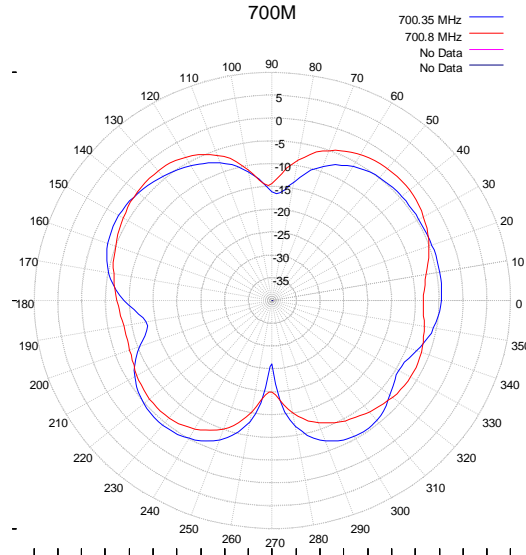
# LLP202 Series Antenna

## MIMO LTE Global Low profile 2xLTE, 1 GPS 694-960 & 1700-3700 MHz (Global LTE)

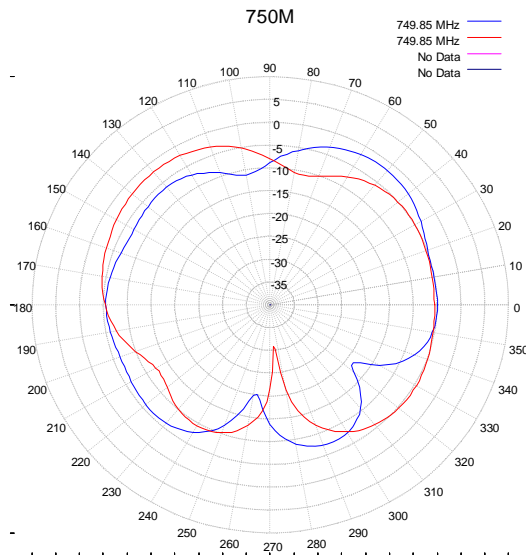
### 2D Radiation Pattern, Gain dBi – LTE 1 and LTE 2 – Ground Plane: 1'x1' square



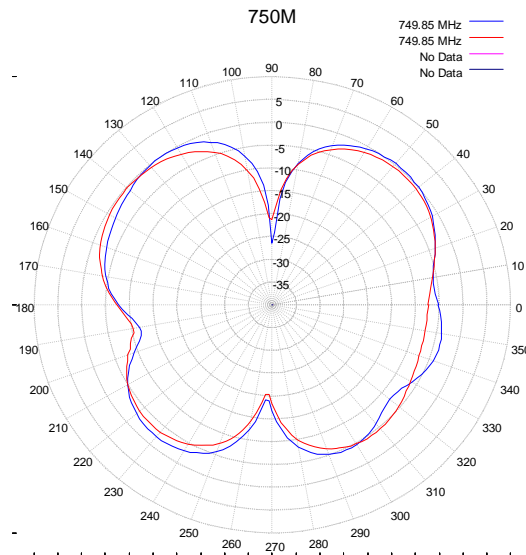
Name: 2xLTE CUT1  
 Date/Time = 2/3/2017 10:00:13 AM  
 Plot Scale: 5 dB/Div  
 Polarization: Vertical  
 Trace 1- 699.9 MHz MAX: -2.84 Beamwidth: 59.90  
 Trace 2- 699.9 MHz MAX: -2.84 Beamwidth: 63.01  
 Trace 3- 0 MHz MAX: 0.00 Beamwidth: 0.00  
 Trace 4- 0 MHz MAX: 0.00 Beamwidth: 0.00



Name: 2xLTE CUT2  
 Date/Time = 2/3/2017 10:01:10 AM  
 Plot Scale: 5 dB/Div  
 Polarization: Vertical  
 Trace 1- 700.35 MHz MAX: -3.14 Beamwidth: 51.42  
 Trace 2- 700.8 MHz MAX: -2.24 Beamwidth: 51.42  
 Trace 3- 0 MHz MAX: 0.00 Beamwidth: 0.00  
 Trace 4- 0 MHz MAX: 0.00 Beamwidth: 0.00



Name: 2xLTE CUT1  
 Date/Time = 2/3/2017 9:55:14 AM  
 Plot Scale: 5 dB/Div  
 Polarization: Vertical  
 Trace 1- 749.85 MHz MAX: -3.44 Beamwidth: 54.85  
 Trace 2- 749.85 MHz MAX: -1.99 Beamwidth: 76.23  
 Trace 3- 0 MHz MAX: 0.00 Beamwidth: 0.00  
 Trace 4- 0 MHz MAX: 0.00 Beamwidth: 0.00

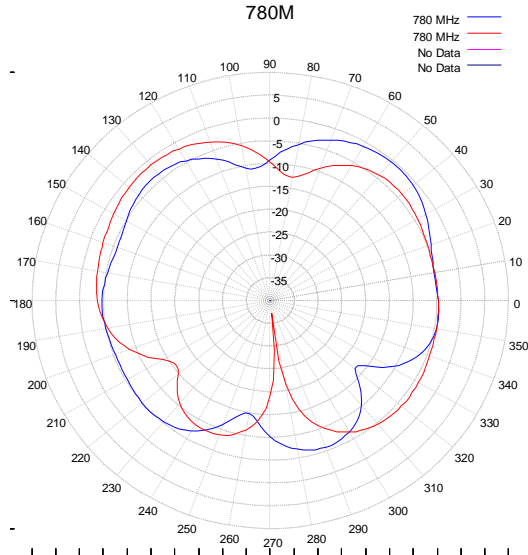


Name: 2xLTE CUT2  
 Date/Time = 2/3/2017 9:56:25 AM  
 Plot Scale: 5 dB/Div  
 Polarization: Vertical  
 Trace 1- 749.85 MHz MAX: 0.32 Beamwidth: 45.20  
 Trace 2- 749.85 MHz MAX: -0.27 Beamwidth: 54.02  
 Trace 3- 0 MHz MAX: 0.00 Beamwidth: 0.00  
 Trace 4- 0 MHz MAX: 0.00 Beamwidth: 0.00

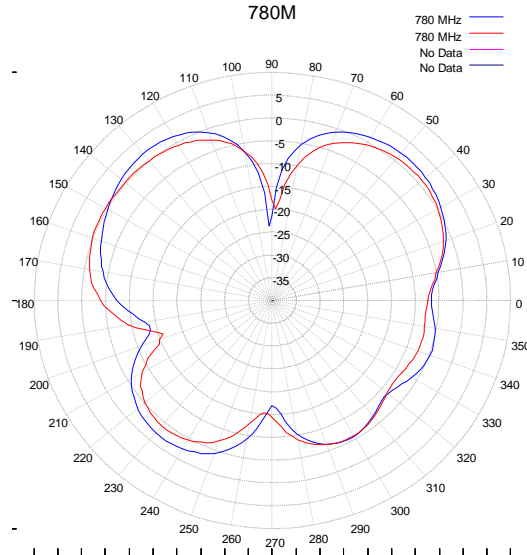
# LLP202 Series Antenna

## MIMO LTE Global Low profile 2xLTE, 1 GPS 694-960 & 1700-3700 MHz (Global LTE)

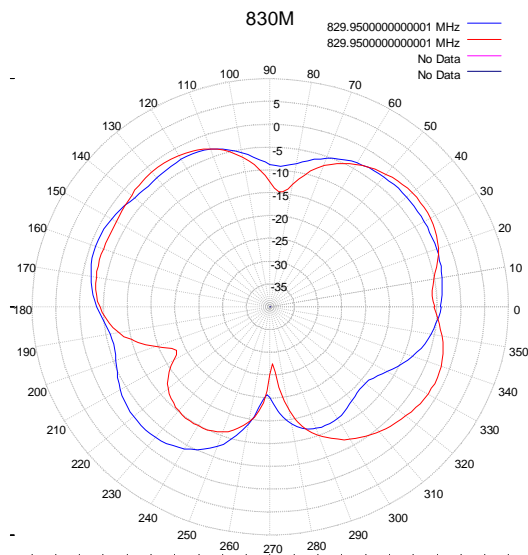
### 2D Radiation Pattern, Gain dBi – LTE 1 and LTE 2 – Ground Plane: 1'x1' square



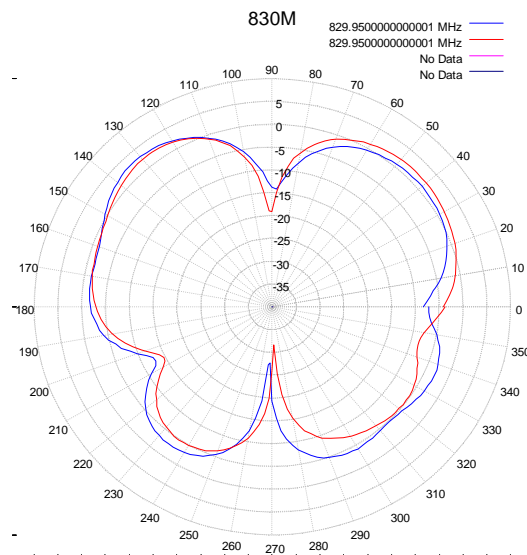
Name: 2xLTE CUT1  
 Date/Time = 2/3/2017 9:33:50 AM  
 Plot Scale: 5 dB/Div  
 Polarization: Vertical  
 Trace 1- 780 MHz MAX: -0.47 Beamwidth: 50.41  
 Trace 2- 780 MHz MAX: -1.18 Beamwidth: 78.33  
 Trace 3- 0 MHz MAX: 0.00 Beamwidth: 0.00  
 Trace 4- 0 MHz MAX: 0.00 Beamwidth: 0.00



Name: 2xLTE CUT2  
 Date/Time = 2/3/2017 9:35:45 AM  
 Plot Scale: 5 dB/Div  
 Polarization: Vertical  
 Trace 1- 780 MHz MAX: 2.11 Beamwidth: 48.73  
 Trace 2- 780 MHz MAX: 0.99 Beamwidth: 46.25  
 Trace 3- 0 MHz MAX: 0.00 Beamwidth: 0.00  
 Trace 4- 0 MHz MAX: 0.00 Beamwidth: 0.00



Name: 2xLTE CUT1  
 Date/Time = 2/3/2017 9:26:15 AM  
 Plot Scale: 5 dB/Div  
 Polarization: Vertical  
 Trace 1- 829.9500000000001 MHz MAX: -1.03 Beamwidth: 50.41  
 Trace 2- 829.9500000000001 MHz MAX: -1.04 Beamwidth: 78.33  
 Trace 3- 0 MHz MAX: 0.00 Beamwidth: 0.00  
 Trace 4- 0 MHz MAX: 0.00 Beamwidth: 0.00

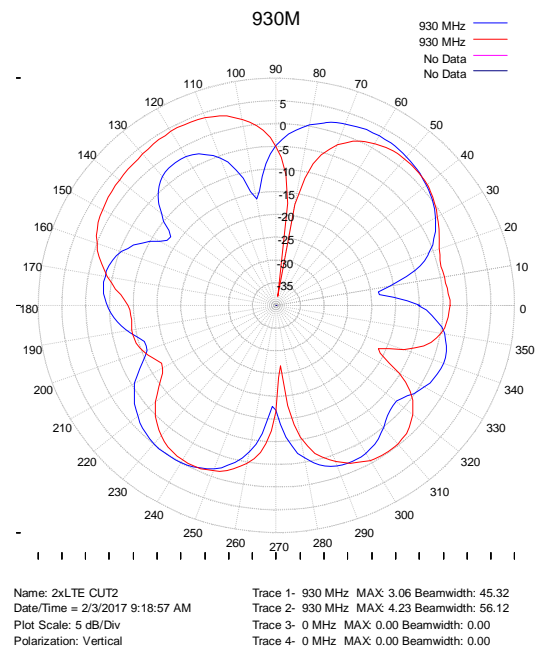
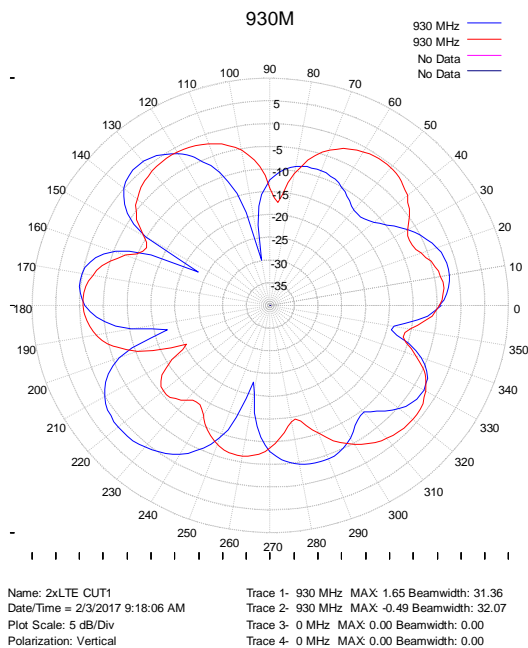
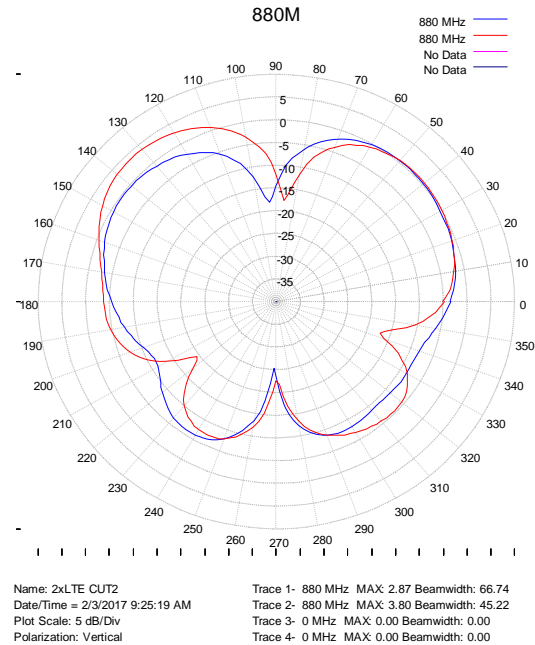
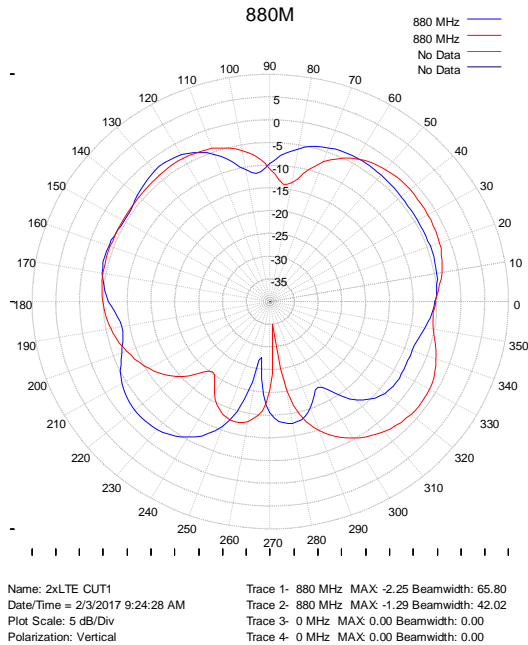


Name: 2xLTE CUT2  
 Date/Time = 2/3/2017 9:27:01 AM  
 Plot Scale: 5 dB/Div  
 Polarization: Vertical  
 Trace 1- 829.9500000000001 MHz MAX: 2.98 Beamwidth: 48.73  
 Trace 2- 829.9500000000001 MHz MAX: 2.21 Beamwidth: 46.25  
 Trace 3- 0 MHz MAX: 0.00 Beamwidth: 0.00  
 Trace 4- 0 MHz MAX: 0.00 Beamwidth: 0.00

# LLP202 Series Antenna

## MIMO LTE Global Low profile 2xLTE, 1 GPS 694-960 & 1700-3700 MHz (Global LTE)

### 2D Radiation Pattern, Gain dBi – LTE 1 and LTE 2 – Ground Plane: 1'x1' square

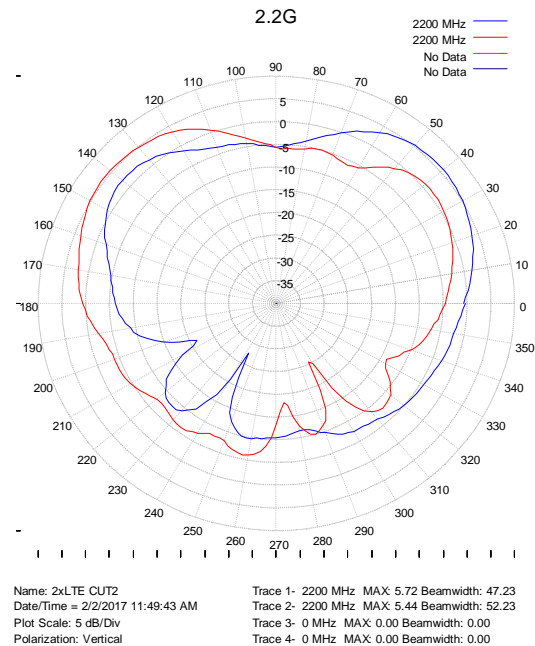
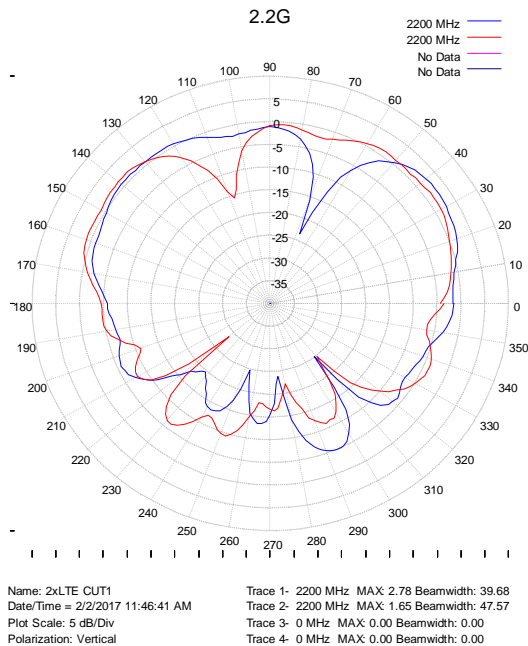
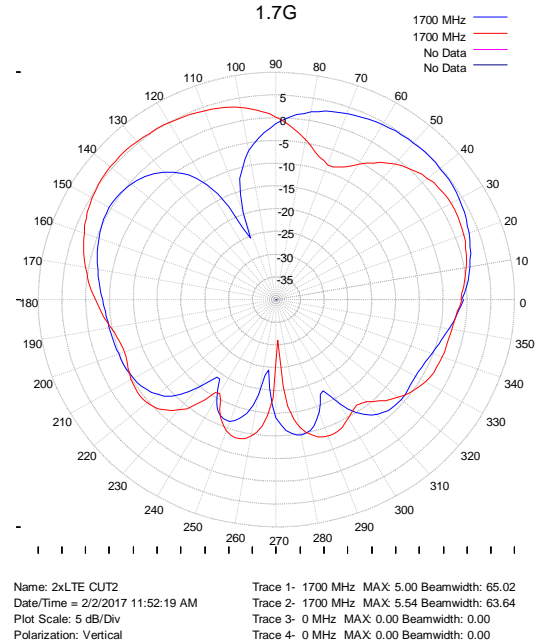
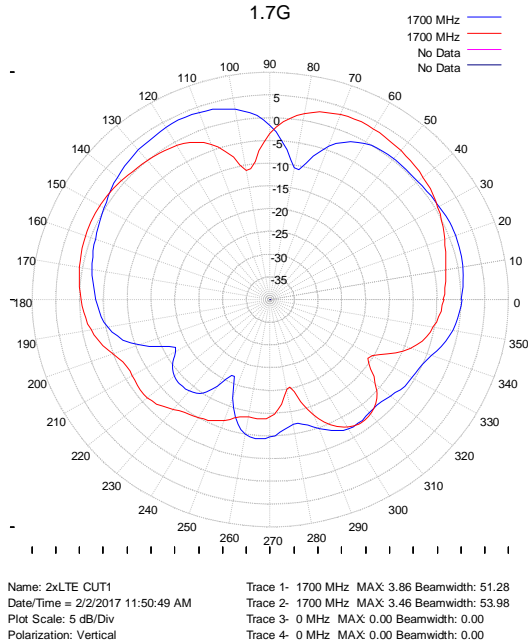


# LLP202 Series Antenna

## MIMO LTE Global Low profile 2xLTE, 1 GPS

### 694-960 & 1700-3700 MHz (Global LTE)

#### 2D Radiation Pattern, Gain dBi – LTE 1 and LTE 2 – Ground Plane: 1'x1' square

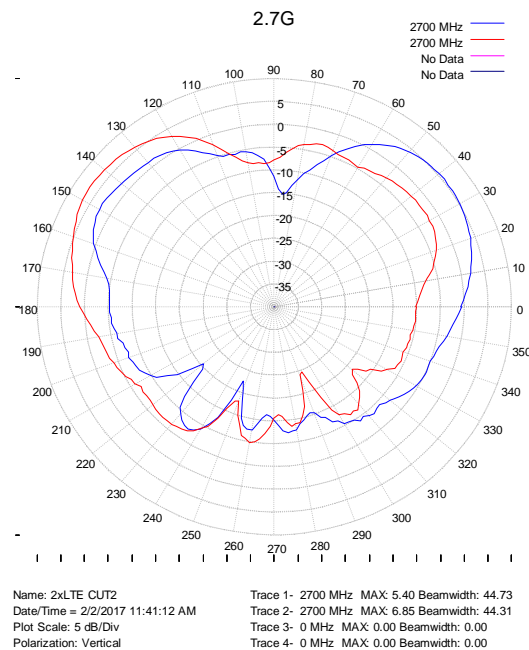
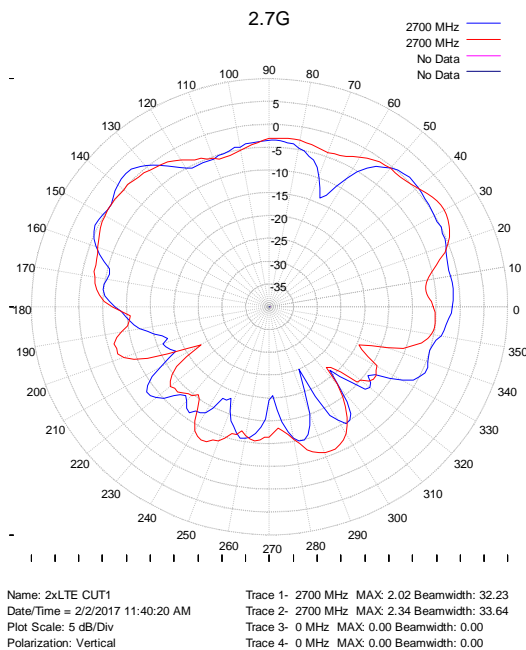
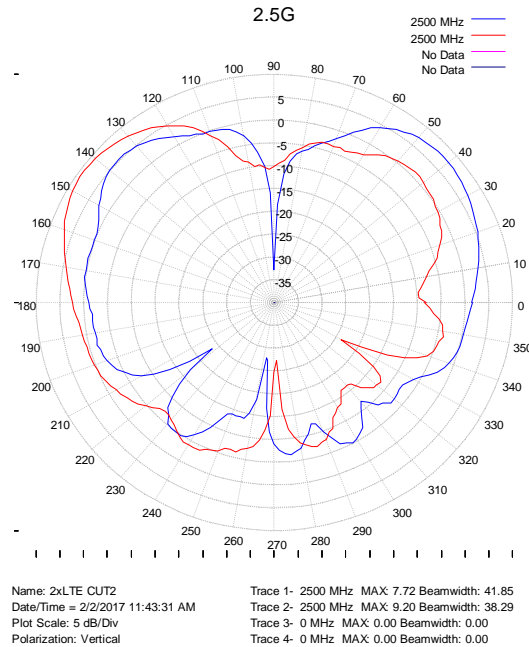
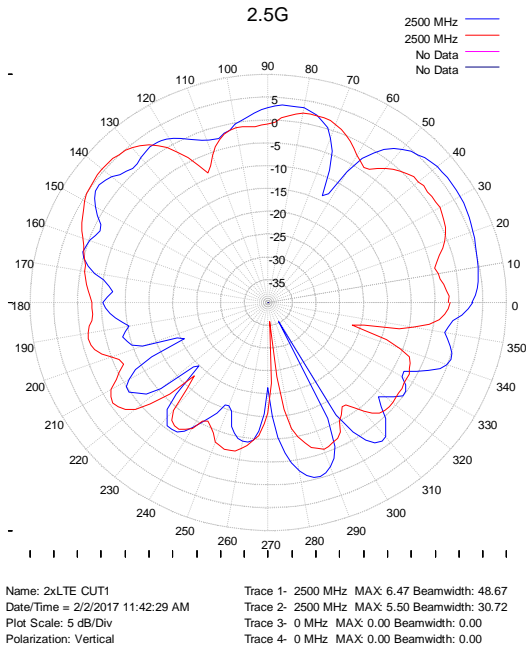




# LLP202 Series Antenna

## MIMO LTE Global Low profile 2xLTE, 1 GPS 694-960 & 1700-3700 MHz (Global LTE)

### 2D Radiation Pattern, Gain dBi – LTE 1 and LTE 2 – Ground Plane: 1'x1' square



# LLP202 Series Antenna

## MIMO LTE Global Low profile 2xLTE, 1 GPS 694-960 & 1700-3700 MHz (Global LTE)

### 2D Radiation Pattern, Gain dBi – LTE 1 and LTE 2 – Ground Plane: 1'x1' square

