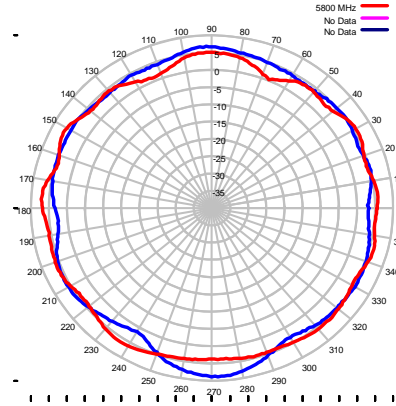


# MXF-5900 Series Antennas

## Stud Mount MIMO DSRC Antenna 8 dBi Peak, 5850-5925 MHz

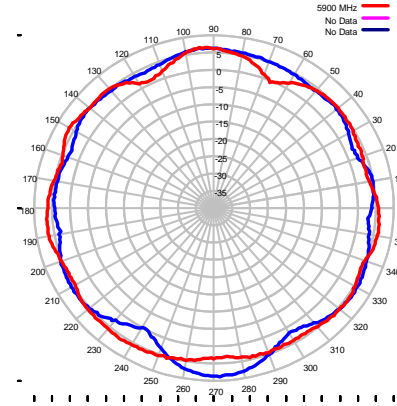
EDN341-200 MIMO DSRC ANT #1 VS #2, AZIMUTH PATTERN



Name: Name  
 Date/Time = 9/18/2018 10:24:50 AM  
 Plot Scale: 5 dB/Div  
 Polarization: Azimuth / Horizontal Pattern

Trace 1- 5800 MHz MAX: 8.83 Beamwidth: 34.97  
 Trace 2- 5800 MHz MAX: 7.09 Beamwidth: 75.52  
 Trace 3- 0 MHz MAX: 0.00 Beamwidth: 0.00  
 Trace 4- 0 MHz MAX: 0.00 Beamwidth: 0.00

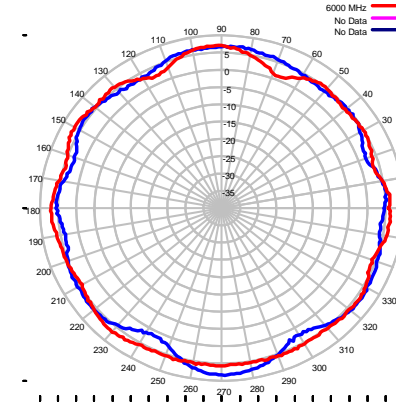
EDN341-200 MIMO DSRC ANT #1 VS #2, AZIMUTH PATTERN



Name: Name  
 Date/Time = 9/18/2018 10:26:02 AM  
 Plot Scale: 5 dB/Div  
 Polarization: Azimuth / Horizontal Pattern

Trace 1- 5900 MHz MAX: 8.81 Beamwidth: 31.84  
 Trace 2- 5900 MHz MAX: 6.66 Beamwidth: 141.96  
 Trace 3- 0 MHz MAX: 0.00 Beamwidth: 0.00  
 Trace 4- 0 MHz MAX: 0.00 Beamwidth: 0.00

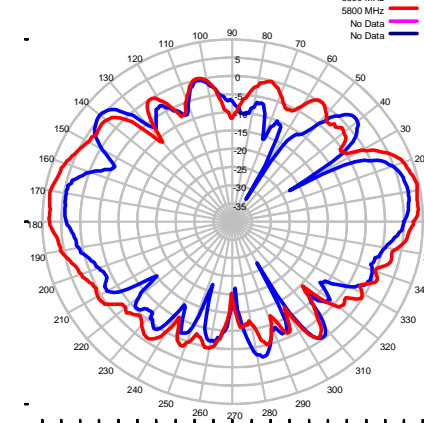
EDN341-200 MIMO DSRC ANT #1 VS #2, AZIMUTH PATTERN



Name: Name  
 Date/Time = 9/18/2018 10:26:55 AM  
 Plot Scale: 5 dB/Div  
 Polarization: Azimuth / Horizontal Pattern

Trace 1- 6000 MHz MAX: 8.43 Beamwidth: 32.63  
 Trace 2- 6000 MHz MAX: 7.08 Beamwidth: 213.59  
 Trace 3- 0 MHz MAX: 0.00 Beamwidth: 0.00  
 Trace 4- 0 MHz MAX: 0.00 Beamwidth: 0.00

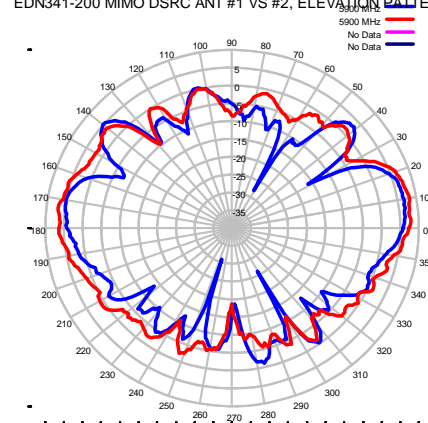
EDN341-200 MIMO DSRC ANT #1 VS #2, ELEVATION PATTERN



Name: Name  
 Date/Time = 9/18/2018 10:29:20 AM  
 Plot Scale: 5 dB/Div  
 Polarization: Elevation / Vertical Pattern

Trace 1- 5800 MHz MAX: 6.79 Beamwidth: 25.25  
 Trace 2- 5800 MHz MAX: 9.44 Beamwidth: 25.88  
 Trace 3- 0 MHz MAX: 0.00 Beamwidth: 0.00  
 Trace 4- 0 MHz MAX: 0.00 Beamwidth: 0.00

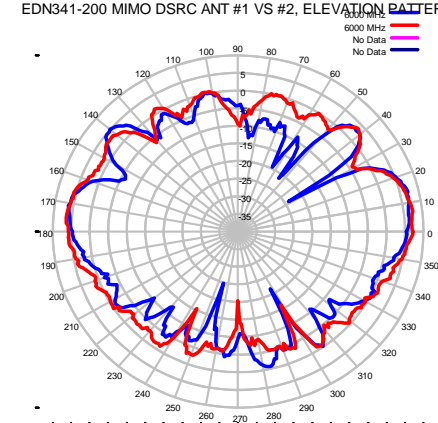
EDN341-200 MIMO DSRC ANT #1 VS #2, ELEVATION PATTERN



Name: Name  
 Date/Time = 9/18/2018 10:30:10 AM  
 Plot Scale: 5 dB/Div  
 Polarization: Elevation / Vertical Pattern

Trace 1- 5900 MHz MAX: 6.64 Beamwidth: 28.26  
 Trace 2- 5900 MHz MAX: 8.24 Beamwidth: 30.49  
 Trace 3- 0 MHz MAX: 0.00 Beamwidth: 0.00  
 Trace 4- 0 MHz MAX: 0.00 Beamwidth: 0.00

EDN341-200 MIMO DSRC ANT #1 VS #2, ELEVATION PATTERN



Name: Name  
 Date/Time = 9/18/2018 10:31:09 AM  
 Plot Scale: 5 dB/Div  
 Polarization: Elevation / Vertical Pattern

Trace 1- 6000 MHz MAX: 7.05 Beamwidth: 29.69  
 Trace 2- 6000 MHz MAX: 7.34 Beamwidth: 31.31  
 Trace 3- 0 MHz MAX: 0.00 Beamwidth: 0.00  
 Trace 4- 0 MHz MAX: 0.00 Beamwidth: 0.00