

SMW-412 Series Antennas

Surface Mount Multi-Band Antenna with GPS (1575 MHz) Cable#4

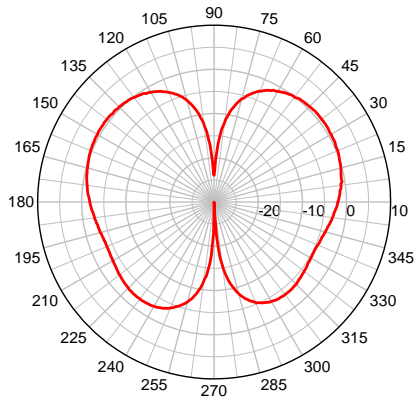
2 dBi Gain, Frequency (694-894 MHz & 1.7-2.7 GHz) Cable #1

5 dBi Gain, Frequency (2.4 & 4.9-6.0 GHz) Cable#2

5 dBi Gain, Frequency (2.1-2.5 & 4.4-6.0 GHz) Cable#3

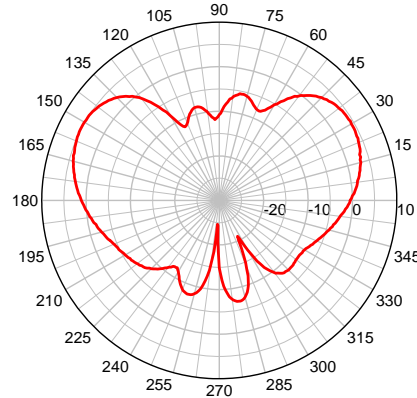
Cable #1

SMW 700 MHz – Elevation Plot



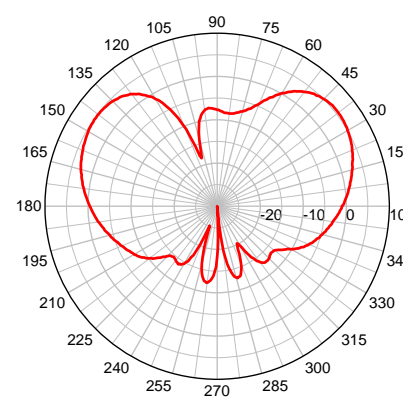
Cable #1

SMW 1900 MHz- Elevation Plot



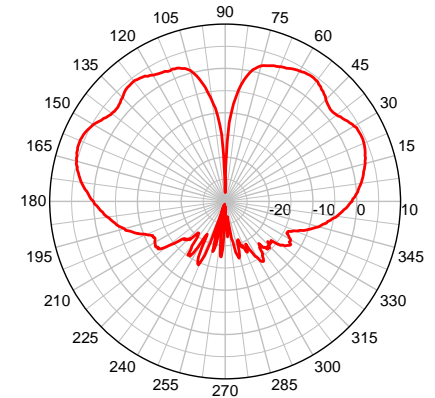
Cable #2 & 3

SMW 2400 MHz – Elevation Plot



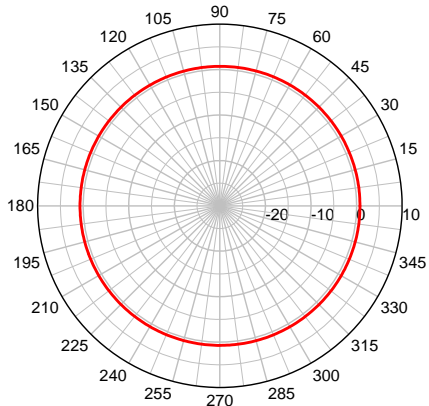
Cable #2 & 3

SMW 5500 MHz – Elevation Plot



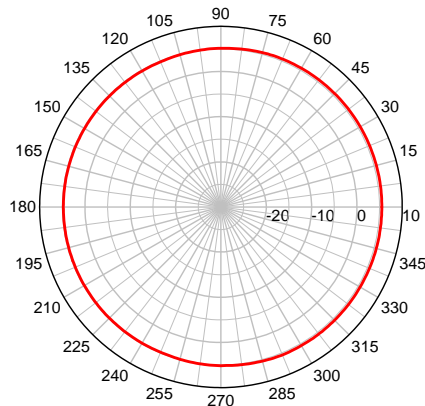
Cable #1

SMW 700 MHz – Azimuth Plot



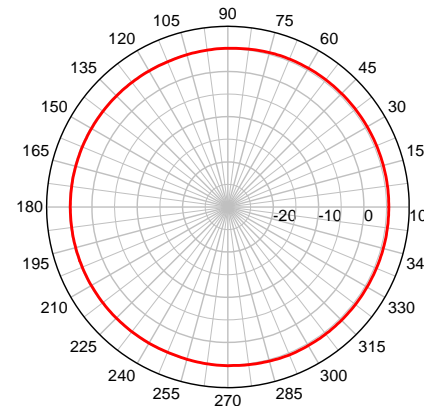
Cable #1

SMW 1900 MHz- Azimuth Plot



Cable#2 & 3

SMW 2400 MHz – Azimuth Plot



Cable #2 & 3

SMW 5500 MHz – Azimuth Plot

