

CLEAR-WAV™ ADVANTAGE
 X-WAV™
 SHOCK-WAV™
 PRO-WAV™

2.4GHZ DIRECTIONAL HELICAL ANTENNAS

Luxul's X-WAV™ Antenna family implements Clear-WAV™ Circular Polarization technology for increased signal penetration, less interference and extended wireless coverage. X-WAV antennas are widely implemented and recommended for use in mobile and Non-Line-of-Site (NLOS) applications. The Circular Polarization of the X-WAV signal pattern allows for superior penetration of obstacles such as trees, walls, and buildings. Other benefits include less susceptibility to multipath interference or noisy signals and enhanced interoperability with conventional systems.



PRODUCT OVERVIEW



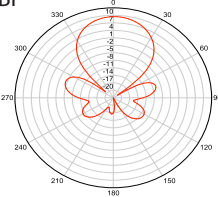
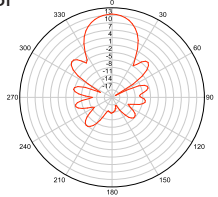
The X-WAV™ Helical high gain antenna family with Circular Polarization Technology is the ideal wireless networking solution for environments where range and penetration are of high importance. The high gain, wide dispersion of the XW-240-H10 makes it the perfect choice for extending the wireless operating distance without the high cost and limitations of wiring, while the narrower beamwidth of the XW-240-H13 is ideal for point-to-point or point-to-multipoint applications. Utilizing state of the art Circular Polarization technology, the X-WAV Helical series provides outstanding performance as well as great penetration of trees, structures, and other obstacles.

Results may vary depending on building layout, type of construction and other environmental factors including Wi-Fi traffic, Microwaves Ovens, Cordless Phones etc.

FCC NOTICE: The use of all radio equipment is subject to regulations in each country. To comply with FCC part 15 rules in the United States, radio equipment must only be used in systems that have been FCC certified. It is the responsibility of the user/professional installer/operator to ensure that only approved equipment/systems are deployed. To ensure FCC part 15 compliance, Luxul amplifier products should only be installed in certified systems by licensed professionals.

FCC Certification Support for OEMs: Luxul Wireless offers FCC certification assistance and engineering support for qualified OEM's interested in certifying complete amplified WLAN systems. Please contact us for details.

2.4GHZ HELICAL SERIES SPECIFICATIONS

		
Part Number	XW-240-H10	XW-240-H13
Frequency Range	2400 - 2500MHz	2300 - 2500MHz
Gain	9.6dBi @ 2.437GHz	13.5dBi @ 2.437GHz
Polarization	Clear-WAV Right Hand Circular	Clear-WAV Right Hand Circular
Connector	N Female	N Female
Azimuth Beam Width	50 degrees	32 degrees
Elevation Beam Width	50 degrees	32 degrees
VSWR	< 1.3:1	< 2.0:1
F/B Ratio	28dB	18dB
Impedance	50 Ohm	50 Ohm
Dimensions	W: 4.55" (115.57mm) L: 6.28" (159.512mm) H: 4.3" (109.22mm)	W: 5.75" (146.05mm) L: 12.3" (312.42mm) H: 5.75" (146.05mm)
Weight	13.6 oz (386g)	19.5 oz (553g)
Radiation Pattern	10dBi 	13dBi 
Application	For extending signal range in point-to-point or point-to-multipoint applications where obstructions may traditionally limit signal coverage. Heavy duty, weather resistant construction is ideal for use in industrial, commercial office buildings, or outdoor environments.	

PRODUCT SHIPS WITH:

- Antenna
- Quick Install Guide

Luxul Antennas now a Mobile Mark Inc. Brand