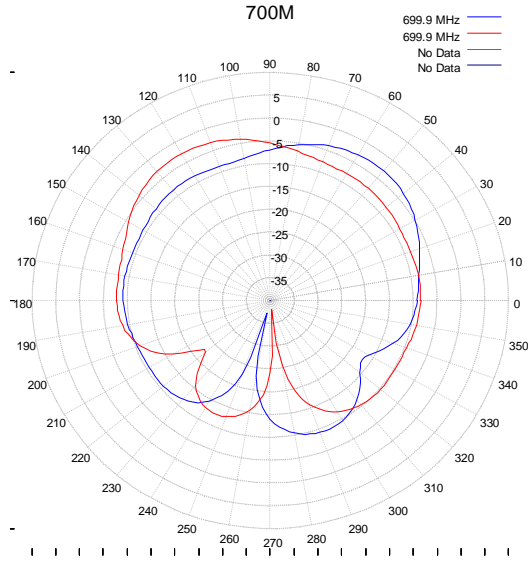


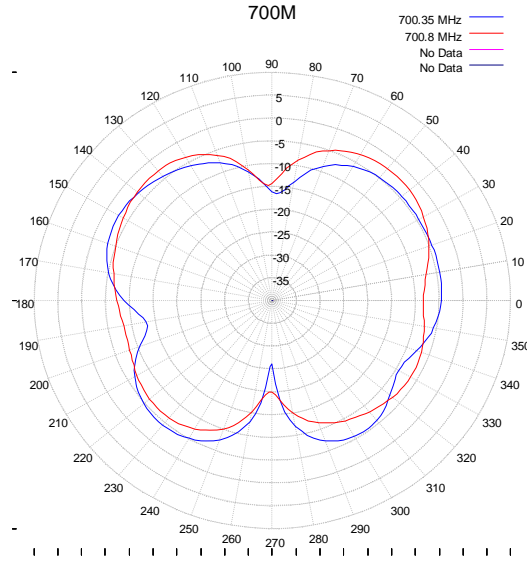
LLP505 Series Antenna

MIMO LTE Global Low profile 1x LTE, 3x WIFI, 1 GPS
 694-960 & 1700-3700 MHz (Global LTE)

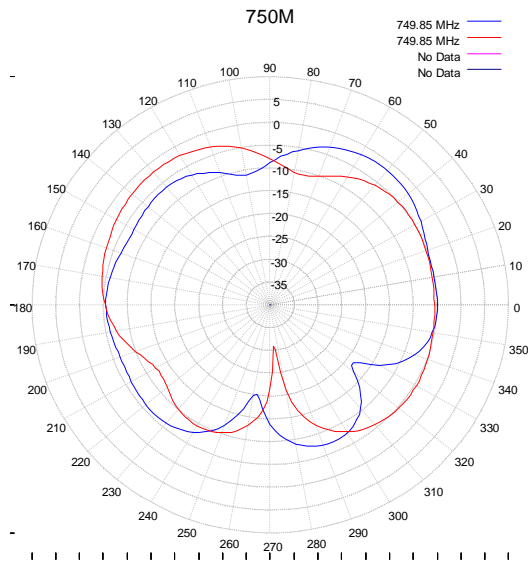
2D Radiation Pattern, Gain dBi – LTE 1 and LTE 2 – Ground Plane: 1'x1' square



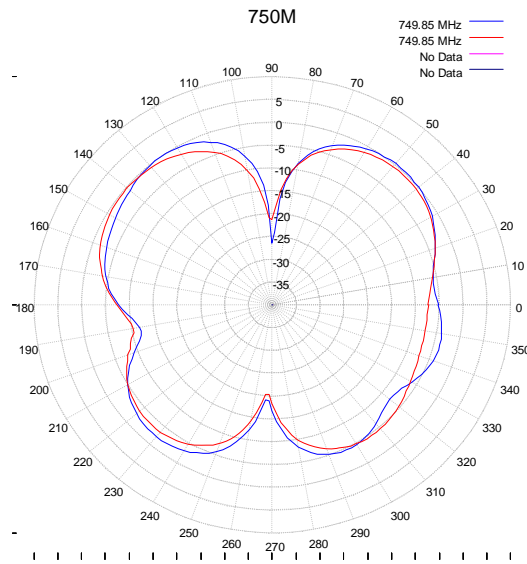
Name: 2xLTE CUT1
 Date/Time = 2/3/2017 10:00:13 AM
 Plot Scale: 5 dB/Div
 Polarization: Vertical
 Trace 1- 699.9 MHz MAX: -2.84 Beamwidth: 59.90
 Trace 2- 699.9 MHz MAX: -2.84 Beamwidth: 63.01
 Trace 3- 0 MHz MAX: 0.00 Beamwidth: 0.00
 Trace 4- 0 MHz MAX: 0.00 Beamwidth: 0.00



Name: 2xLTE CUT2
 Date/Time = 2/3/2017 10:01:10 AM
 Plot Scale: 5 dB/Div
 Polarization: Vertical
 Trace 1- 700.35 MHz MAX: -3.14 Beamwidth: 51.42
 Trace 2- 700.8 MHz MAX: -2.24 Beamwidth: 51.42
 Trace 3- 0 MHz MAX: 0.00 Beamwidth: 0.00
 Trace 4- 0 MHz MAX: 0.00 Beamwidth: 0.00



Name: 2xLTE CUT1
 Date/Time = 2/3/2017 9:55:14 AM
 Plot Scale: 5 dB/Div
 Polarization: Vertical
 Trace 1- 749.85 MHz MAX: -3.44 Beamwidth: 54.85
 Trace 2- 749.85 MHz MAX: -1.99 Beamwidth: 76.23
 Trace 3- 0 MHz MAX: 0.00 Beamwidth: 0.00
 Trace 4- 0 MHz MAX: 0.00 Beamwidth: 0.00

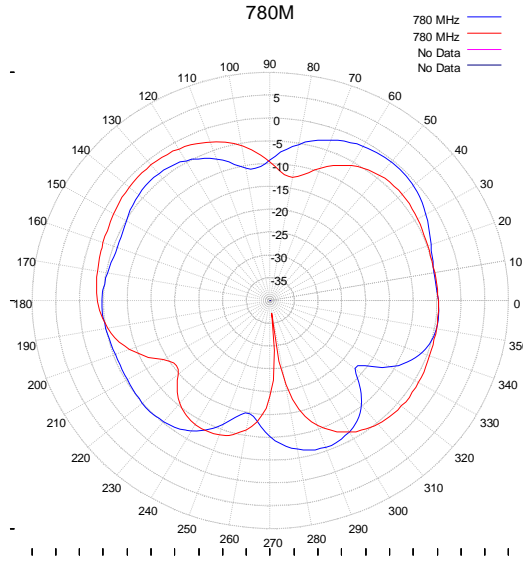


Name: 2xLTE CUT2
 Date/Time = 2/3/2017 9:56:25 AM
 Plot Scale: 5 dB/Div
 Polarization: Vertical
 Trace 1- 749.85 MHz MAX: 0.32 Beamwidth: 45.20
 Trace 2- 749.85 MHz MAX: -0.27 Beamwidth: 54.02
 Trace 3- 0 MHz MAX: 0.00 Beamwidth: 0.00
 Trace 4- 0 MHz MAX: 0.00 Beamwidth: 0.00

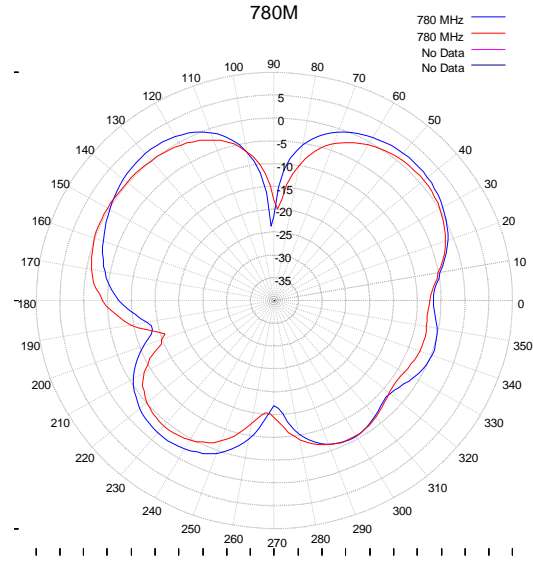
LLP505 Series Antenna

MIMO LTE Global Low profile 1x LTE, 3x WIFI, 1 GPS
 694-960 & 1700-3700 MHz (Global LTE)

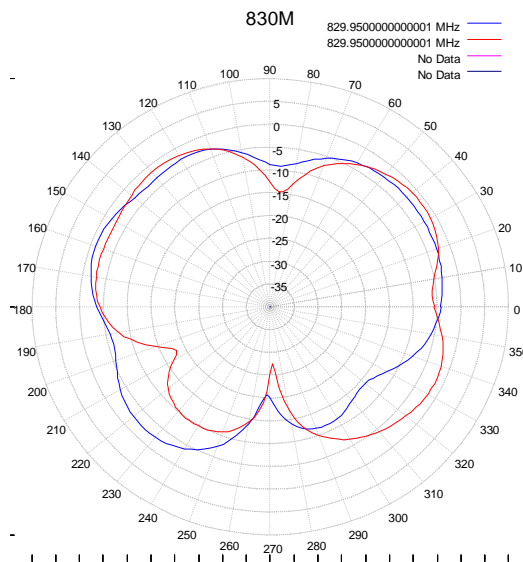
2D Radiation Pattern, Gain dBi – LTE 1 and LTE 2 – Ground Plane: 1'x1' square



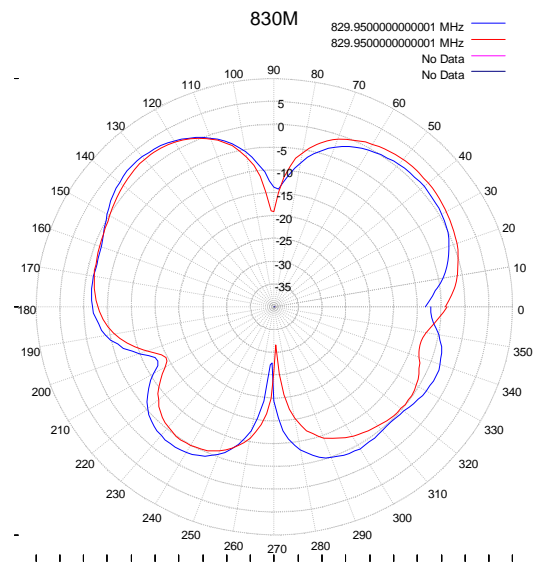
Name: 2xLTE CUT1
 Date/Time = 2/3/2017 9:33:50 AM
 Plot Scale: 5 dB/Div
 Polarization: Vertical
 Trace 1- 780 MHz MAX: -0.47 Beamwidth: 50.41
 Trace 2- 780 MHz MAX: -1.18 Beamwidth: 78.33
 Trace 3- 0 MHz MAX: 0.00 Beamwidth: 0.00
 Trace 4- 0 MHz MAX: 0.00 Beamwidth: 0.00



Name: 2xLTE CUT2
 Date/Time = 2/3/2017 9:35:45 AM
 Plot Scale: 5 dB/Div
 Polarization: Vertical
 Trace 1- 780 MHz MAX: 2.11 Beamwidth: 48.73
 Trace 2- 780 MHz MAX: 0.99 Beamwidth: 46.25
 Trace 3- 0 MHz MAX: 0.00 Beamwidth: 0.00
 Trace 4- 0 MHz MAX: 0.00 Beamwidth: 0.00



Name: 2xLTE CUT1
 Date/Time = 2/3/2017 9:26:15 AM
 Plot Scale: 5 dB/Div
 Polarization: Vertical
 Trace 1- 829.9500000000001 MHz MAX: -1.03 Beamwidth: 50.41
 Trace 2- 829.9500000000001 MHz MAX: -1.04 Beamwidth: 78.33
 Trace 3- 0 MHz MAX: 0.00 Beamwidth: 0.00
 Trace 4- 0 MHz MAX: 0.00 Beamwidth: 0.00

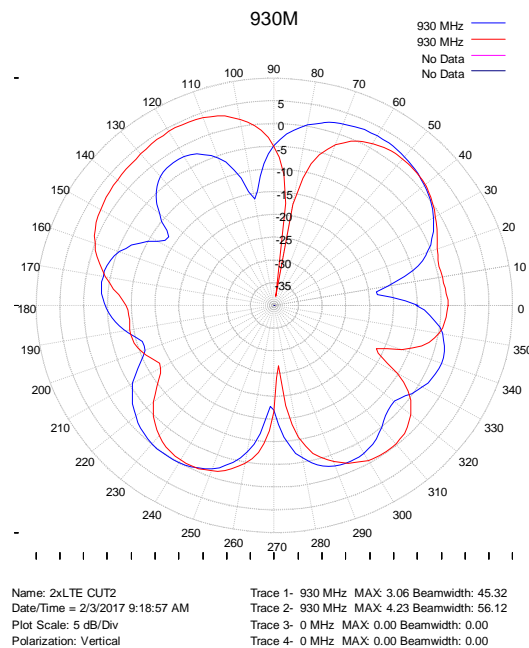
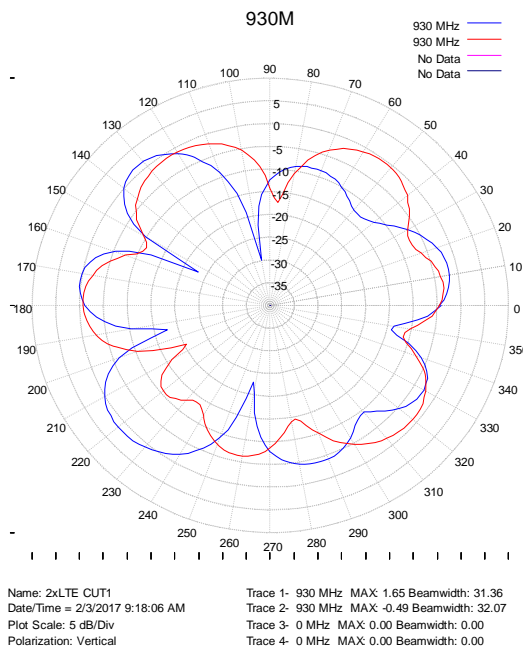
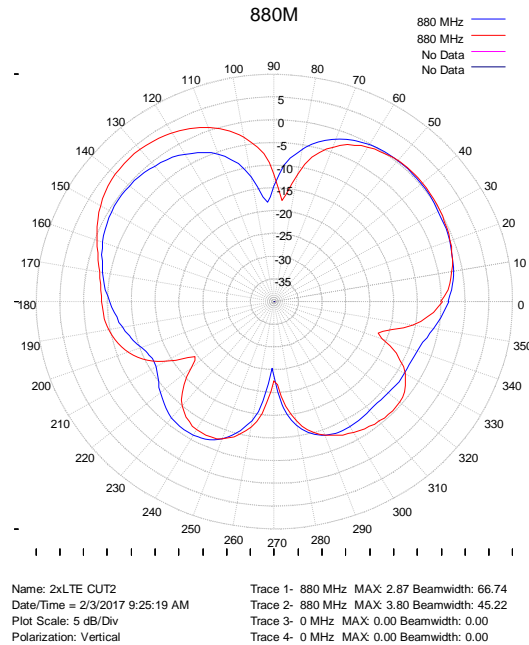
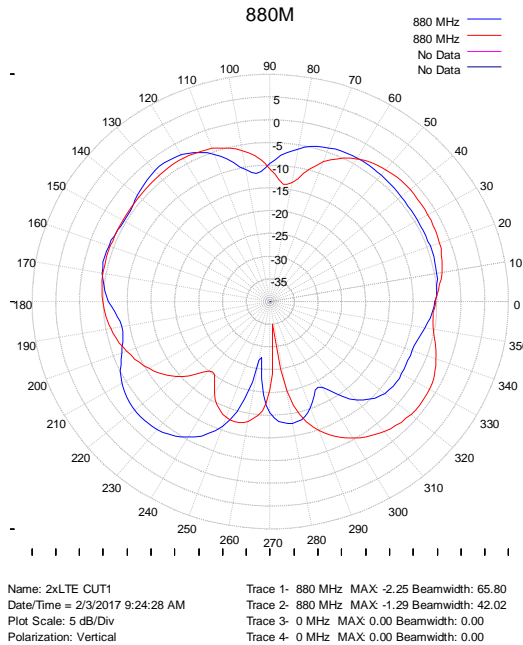


Name: 2xLTE CUT2
 Date/Time = 2/3/2017 9:27:01 AM
 Plot Scale: 5 dB/Div
 Polarization: Vertical
 Trace 1- 829.9500000000001 MHz MAX: 2.98 Beamwidth: 48.73
 Trace 2- 829.9500000000001 MHz MAX: 2.21 Beamwidth: 46.25
 Trace 3- 0 MHz MAX: 0.00 Beamwidth: 0.00
 Trace 4- 0 MHz MAX: 0.00 Beamwidth: 0.00

LLP505 Series Antenna

MIMO LTE Global Low profile 1x LTE, 3x WIFI, 1 GPS
 694-960 & 1700-3700 MHz (Global LTE)

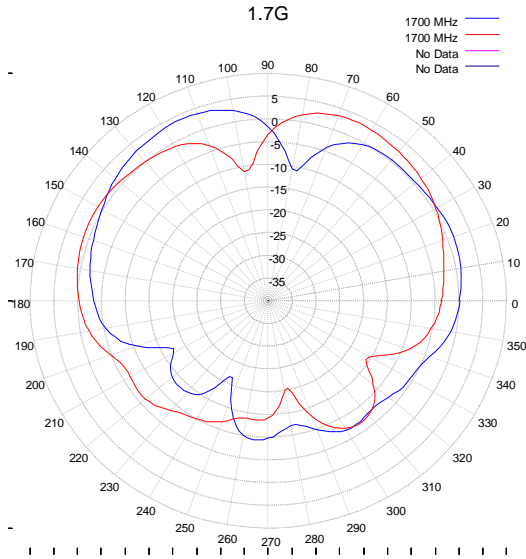
2D Radiation Pattern, Gain dBi – LTE 1 and LTE 2 – Ground Plane: 1'x1' square



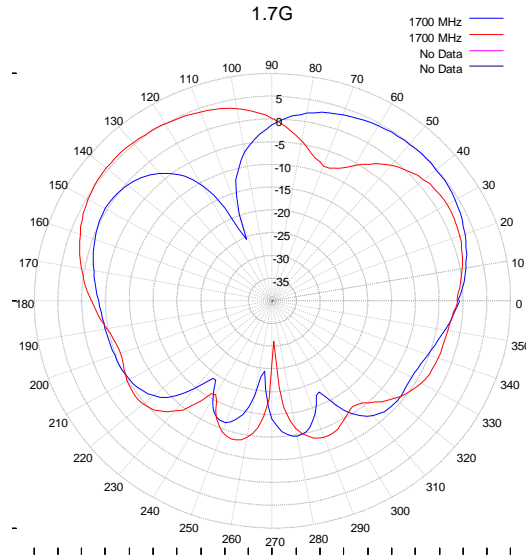
LLP505 Series Antenna

MIMO LTE Global Low profile 1x LTE, 3xWIFI, 1 GPS
694-960 & 1700-3700 MHz (Global LTE)

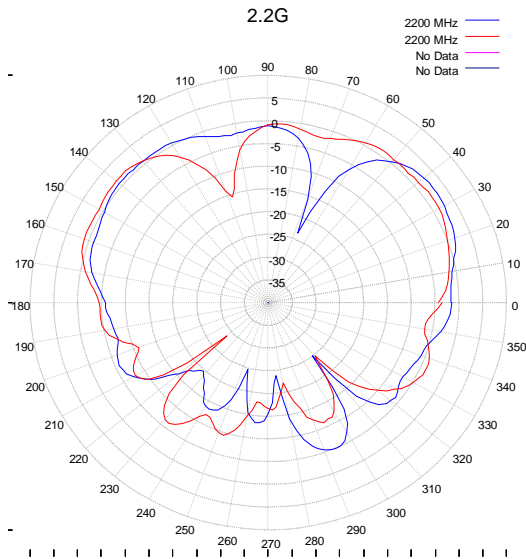
2D Radiation Pattern, Gain dBi – LTE 1 and LTE 2 – Ground Plane: 1'x1' square



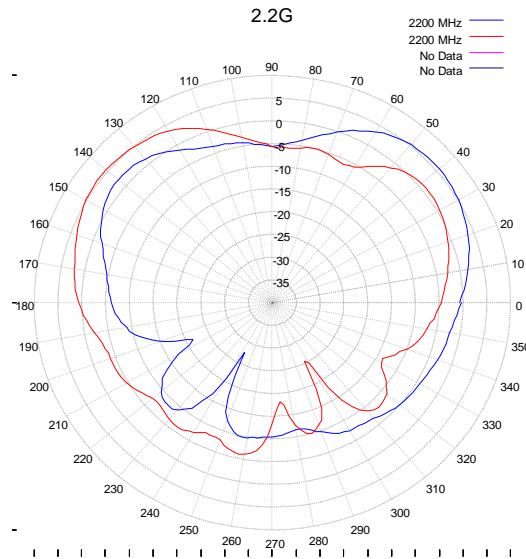
Name: 2xLTE CUT1
Date/Time = 2/2/2017 11:50:49 AM
Plot Scale: 5 dB/Div
Polarization: Vertical
Trace 1- 1700 MHz MAX: 3.86 Beamwidth: 51.28
Trace 2- 1700 MHz MAX: 3.46 Beamwidth: 53.98
Trace 3- 0 MHz MAX: 0.00 Beamwidth: 0.00
Trace 4- 0 MHz MAX: 0.00 Beamwidth: 0.00



Name: 2xLTE CUT2
Date/Time = 2/2/2017 11:52:19 AM
Plot Scale: 5 dB/Div
Polarization: Vertical
Trace 1- 1700 MHz MAX: 5.00 Beamwidth: 65.02
Trace 2- 1700 MHz MAX: 5.54 Beamwidth: 63.64
Trace 3- 0 MHz MAX: 0.00 Beamwidth: 0.00
Trace 4- 0 MHz MAX: 0.00 Beamwidth: 0.00



Name: 2xLTE CUT1
Date/Time = 2/2/2017 11:46:41 AM
Plot Scale: 5 dB/Div
Polarization: Vertical
Trace 1- 2200 MHz MAX: 2.78 Beamwidth: 39.68
Trace 2- 2200 MHz MAX: 1.65 Beamwidth: 47.57
Trace 3- 0 MHz MAX: 0.00 Beamwidth: 0.00
Trace 4- 0 MHz MAX: 0.00 Beamwidth: 0.00



Name: 2xLTE CUT2
Date/Time = 2/2/2017 11:49:43 AM
Plot Scale: 5 dB/Div
Polarization: Vertical
Trace 1- 2200 MHz MAX: 5.72 Beamwidth: 47.23
Trace 2- 2200 MHz MAX: 5.44 Beamwidth: 52.23
Trace 3- 0 MHz MAX: 0.00 Beamwidth: 0.00
Trace 4- 0 MHz MAX: 0.00 Beamwidth: 0.00

Visit our web page at www.mobilemark.com. Specifications subject to change without notice 10/2018).

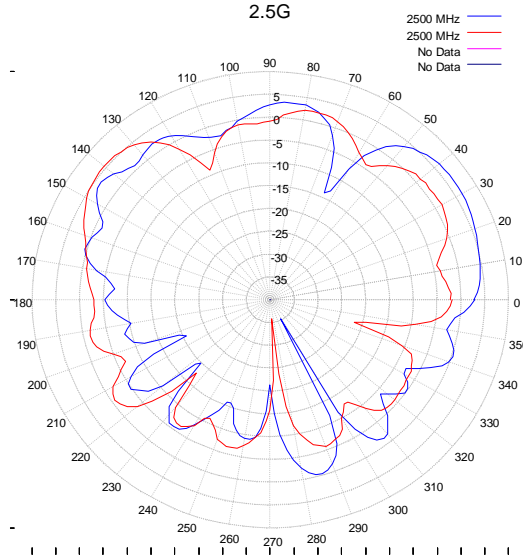
US Offices & Headquarters
1140 W. Thorndale Ave
Itasca, IL 60143 USA
TEL: (+1) 847 671 6690 or 800-648-2800
FAX: (+1) 847 250-5120

UK Offices
8 Miras Bus Park, Keys Park Road,
Hednesford, WS12 2FS, UK.
Tel: +44 1543 459555
Fax: +44 1543 459545

LLP505 Series Antenna

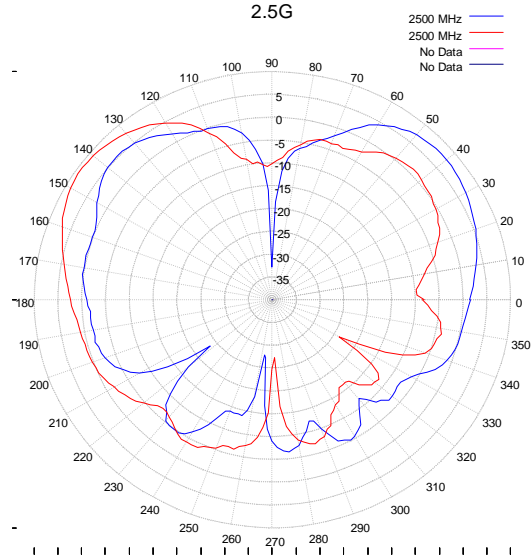
MIMO LTE Global Low profile 1x LTE, 3x WIFI, 1 GPS
694-960 & 1700-3700 MHz (Global LTE)

2D Radiation Pattern, Gain dBi – LTE 1 and LTE 2 – Ground Plane: 1'x1' square



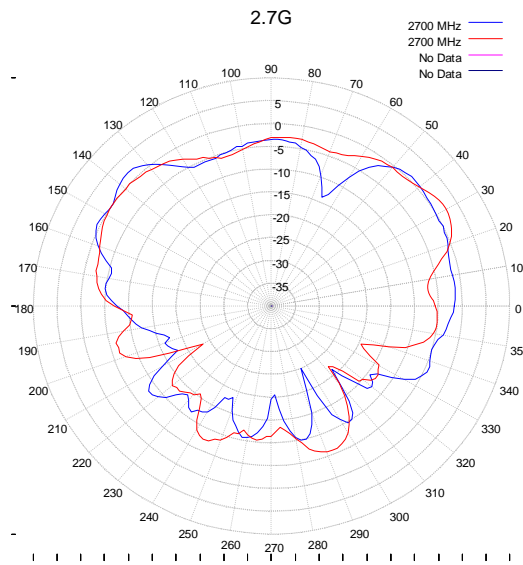
Name: 2xLTE CUT1
Date/Time = 2/2/2017 11:42:29 AM
Plot Scale: 5 dB/Div
Polarization: Vertical

Trace 1- 2500 MHz MAX: 6.47 Beamwidth: 48.67
Trace 2- 2500 MHz MAX: 5.50 Beamwidth: 30.72
Trace 3- 0 MHz MAX: 0.00 Beamwidth: 0.00
Trace 4- 0 MHz MAX: 0.00 Beamwidth: 0.00



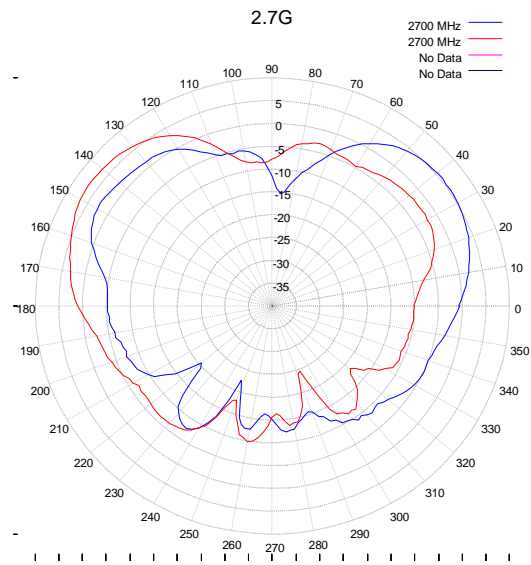
Name: 2xLTE CUT2
Date/Time = 2/2/2017 11:43:31 AM
Plot Scale: 5 dB/Div
Polarization: Vertical

Trace 1- 2500 MHz MAX: 7.72 Beamwidth: 41.85
Trace 2- 2500 MHz MAX: 9.20 Beamwidth: 38.29
Trace 3- 0 MHz MAX: 0.00 Beamwidth: 0.00
Trace 4- 0 MHz MAX: 0.00 Beamwidth: 0.00



Name: 2xLTE CUT1
Date/Time = 2/2/2017 11:40:20 AM
Plot Scale: 5 dB/Div
Polarization: Vertical

Trace 1- 2700 MHz MAX: 2.02 Beamwidth: 32.23
Trace 2- 2700 MHz MAX: 2.34 Beamwidth: 33.64
Trace 3- 0 MHz MAX: 0.00 Beamwidth: 0.00
Trace 4- 0 MHz MAX: 0.00 Beamwidth: 0.00



Name: 2xLTE CUT2
Date/Time = 2/2/2017 11:41:12 AM
Plot Scale: 5 dB/Div
Polarization: Vertical

Trace 1- 2700 MHz MAX: 5.40 Beamwidth: 44.73
Trace 2- 2700 MHz MAX: 6.85 Beamwidth: 44.31
Trace 3- 0 MHz MAX: 0.00 Beamwidth: 0.00
Trace 4- 0 MHz MAX: 0.00 Beamwidth: 0.00

Visit our web page at www.mobilemark.com. Specifications subject to change without notice (10/2018).

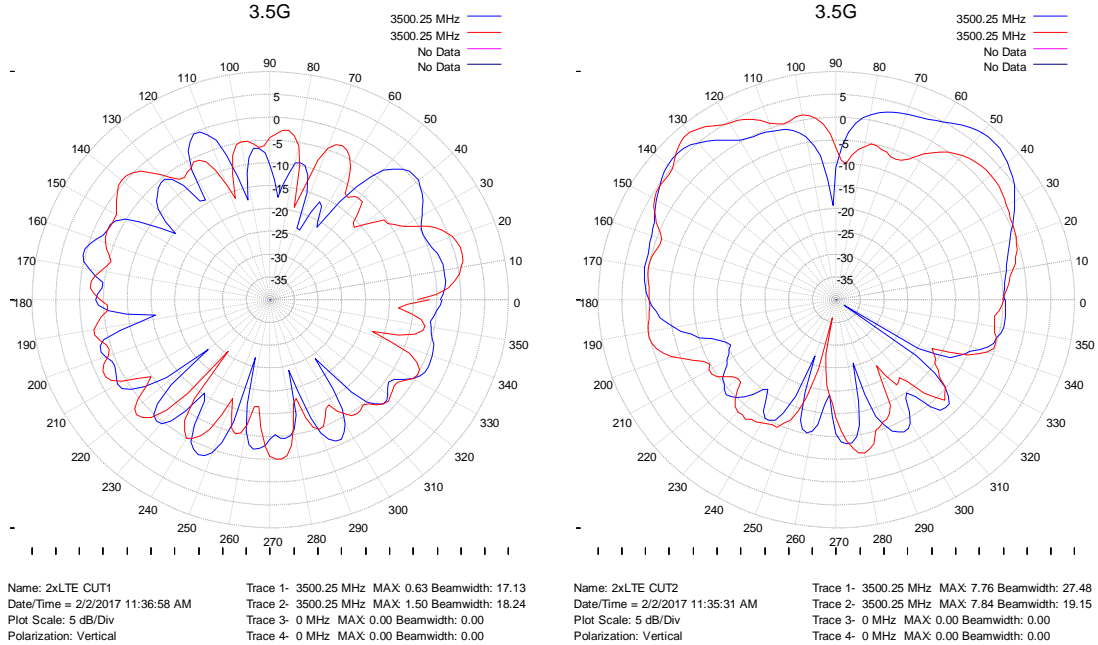
US Offices & Headquarters
1140 W. Thorndale Ave
Itasca, IL 60143 USA
TEL: (+1) 847 671 6690 or 800-648-2800
FAX: (+1) 847 250-5120

UK Offices
8 Miras Bus Park, Keys Park Road,
Hednesford, WS12 2FS, UK.
Tel: +44 1543 459555
Fax: +44 1543 459545

LLP505 Series Antenna

MIMO LTE Global Low profile 1x LTE, 3x WIFI, 1 GPS
694-960 & 1700-3700 MHz (Global LTE)

2D Radiation Pattern, Gain dBi – LTE 1 and LTE 2 – Ground Plane: 1'x1' square



Visit our web page at www.mobilemark.com. Specifications subject to change without notice (10/2018).

US Offices & Headquarters
1140 W. Thorndale Ave
Itasca, IL 60143 USA
TEL: (+1) 847 671 6690 or 800-648-2800
FAX: (+1) 847 250-5120

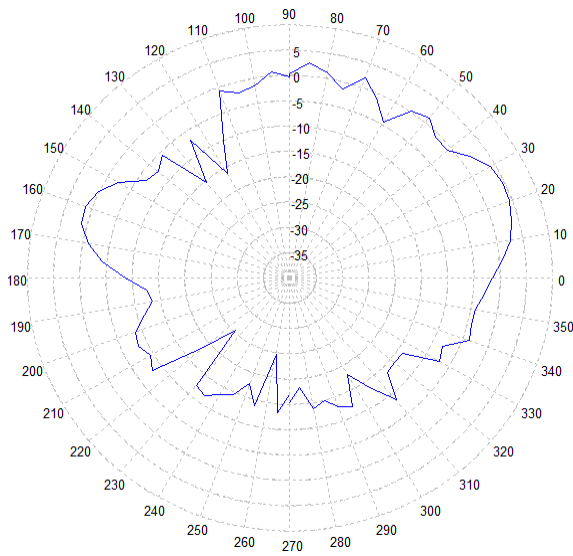
UK Offices
8 Miras Bus Park, Keys Park Road,
Hednesford, WS12 2FS, UK.
Tel: +44 1543 459555
Fax: +44 1543 459545

LLP505 Series Antenna

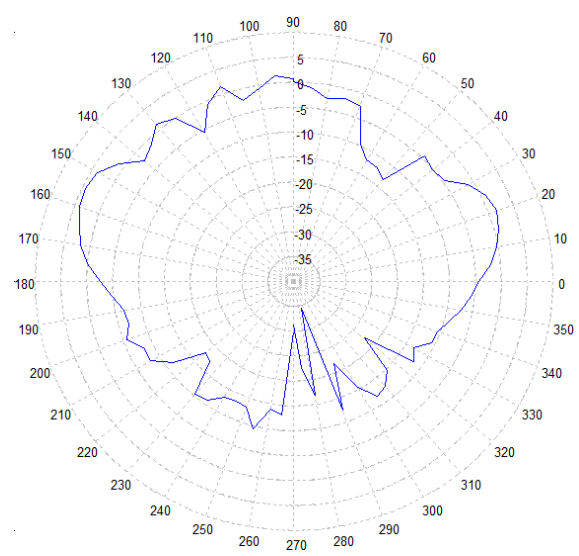
MIMO LTE Global Low profile 1x LTE, 3x WIFI, 1 GPS
694-960 & 1700-3700 MHz (Global LTE)

2D Radiation Pattern, Gain dBi – Wi-Fi 1 – Ground Plane: 1'x1' square – 2 elevation cuts

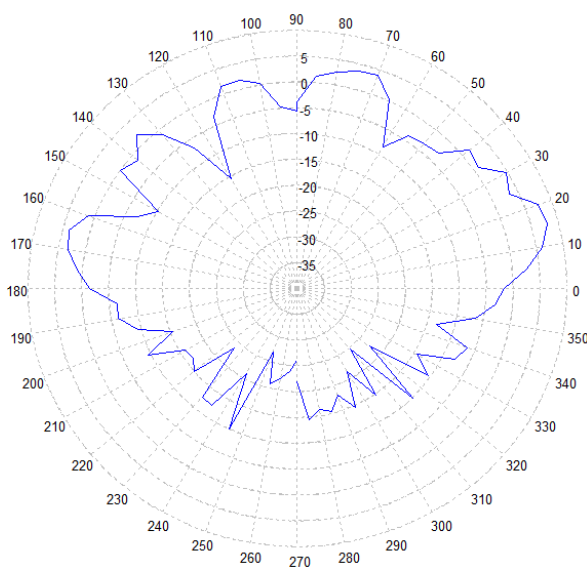
2500 MHz



2500 MHz



6000 MHz



6000 MHz

