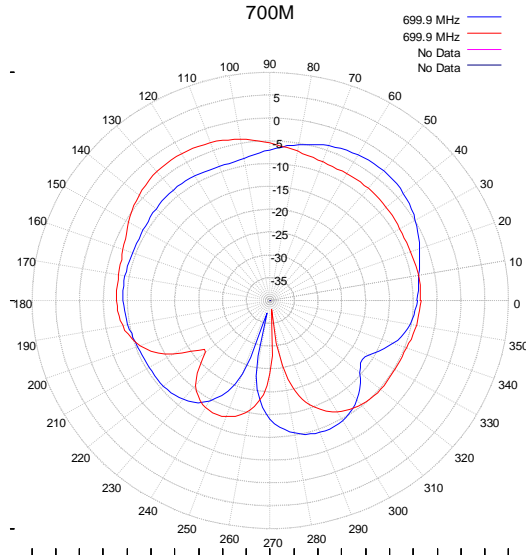


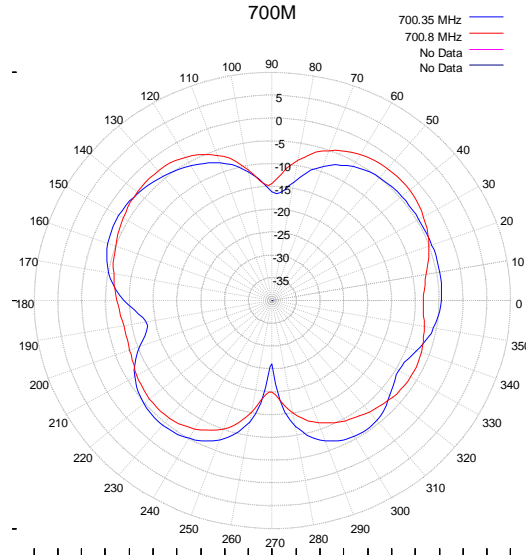
LLP502 Series Antenna

MIMO LTE Global Low profile 2xLTE, 2xWIFI, 1 GPS
 694-960 & 1700-3700 MHz (Global LTE)

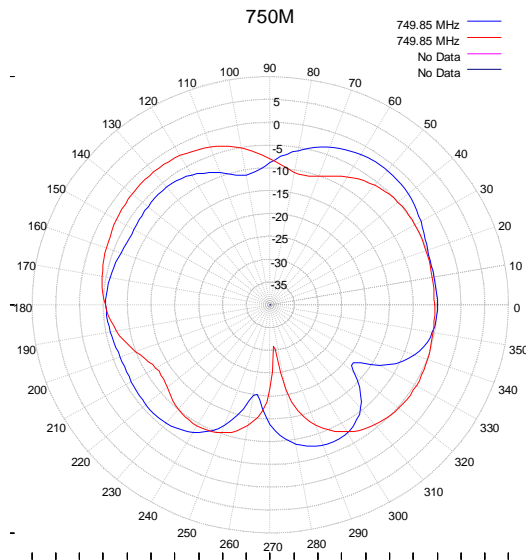
2D Radiation Pattern, Gain dBi – LTE 1 and LTE 2 – Ground Plane: 1'x1' square



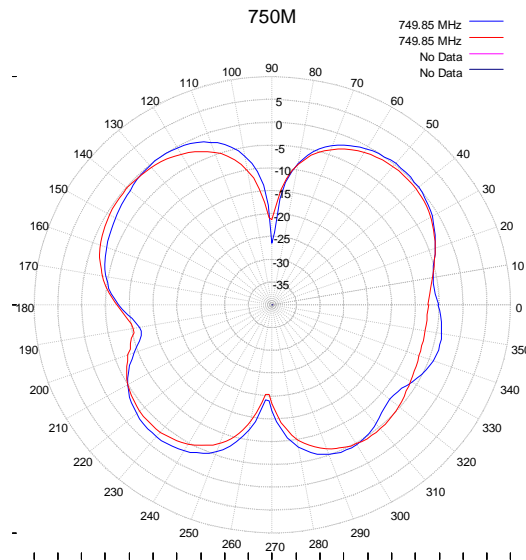
Name: 2xLTE CUT1
 Date/Time = 2/3/2017 10:00:13 AM
 Plot Scale: 5 dB/Div
 Polarization: Vertical
 Trace 1- 699.9 MHz MAX: -2.84 Beamwidth: 59.90
 Trace 2- 699.9 MHz MAX: -2.84 Beamwidth: 63.01
 Trace 3- 0 MHz MAX: 0.00 Beamwidth: 0.00
 Trace 4- 0 MHz MAX: 0.00 Beamwidth: 0.00



Name: 2xLTE CUT2
 Date/Time = 2/3/2017 10:01:10 AM
 Plot Scale: 5 dB/Div
 Polarization: Vertical
 Trace 1- 700.35 MHz MAX: -3.14 Beamwidth: 51.42
 Trace 2- 700.8 MHz MAX: -2.24 Beamwidth: 51.42
 Trace 3- 0 MHz MAX: 0.00 Beamwidth: 0.00
 Trace 4- 0 MHz MAX: 0.00 Beamwidth: 0.00



Name: 2xLTE CUT1
 Date/Time = 2/3/2017 9:55:14 AM
 Plot Scale: 5 dB/Div
 Polarization: Vertical
 Trace 1- 749.85 MHz MAX: -3.44 Beamwidth: 54.85
 Trace 2- 749.85 MHz MAX: -1.99 Beamwidth: 76.23
 Trace 3- 0 MHz MAX: 0.00 Beamwidth: 0.00
 Trace 4- 0 MHz MAX: 0.00 Beamwidth: 0.00

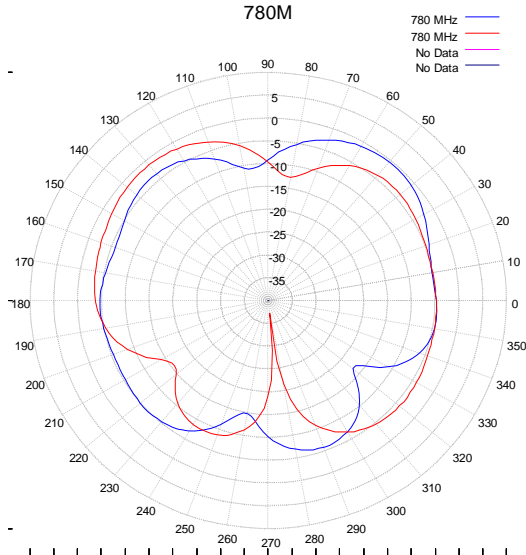


Name: 2xLTE CUT2
 Date/Time = 2/3/2017 9:56:25 AM
 Plot Scale: 5 dB/Div
 Polarization: Vertical
 Trace 1- 749.85 MHz MAX: 0.32 Beamwidth: 45.20
 Trace 2- 749.85 MHz MAX: -0.27 Beamwidth: 54.02
 Trace 3- 0 MHz MAX: 0.00 Beamwidth: 0.00
 Trace 4- 0 MHz MAX: 0.00 Beamwidth: 0.00

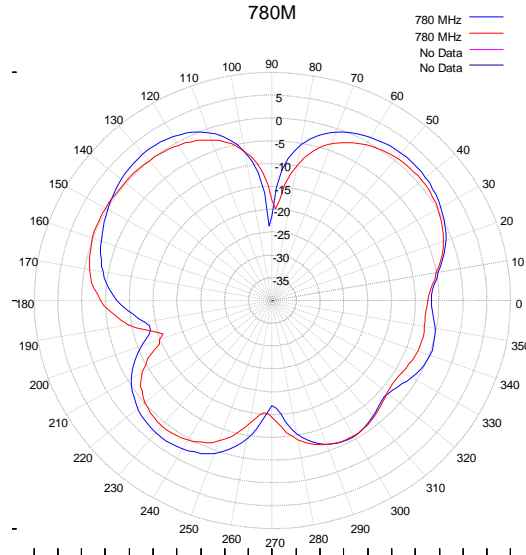
LLP502 Series Antenna

MIMO LTE Global Low profile 2xLTE, 2xWIFI, 1 GPS
 694-960 & 1700-3700 MHz (Global LTE)

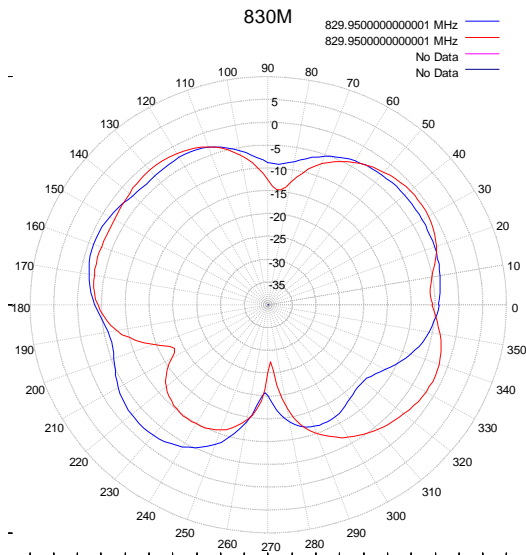
2D Radiation Pattern, Gain dBi – LTE 1 and LTE 2 – Ground Plane: 1'x1' square



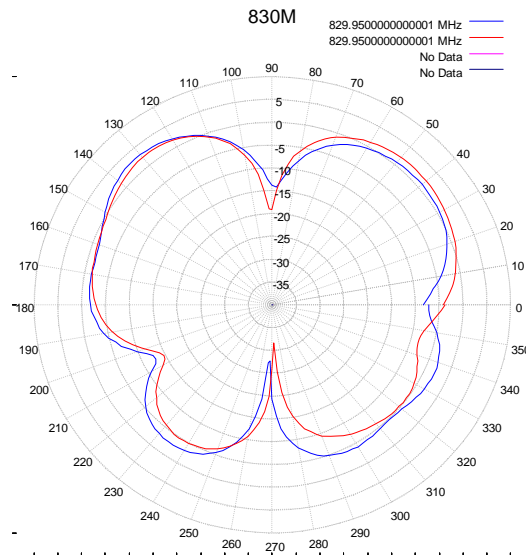
Name: 2xLTE CUT1
 Date/Time = 2/3/2017 9:33:50 AM
 Plot Scale: 5 dB/Div
 Polarization: Vertical
 Trace 1- 780 MHz MAX: -0.47 Beamwidth: 50.41
 Trace 2- 780 MHz MAX: -1.18 Beamwidth: 78.33
 Trace 3- 0 MHz MAX: 0.00 Beamwidth: 0.00
 Trace 4- 0 MHz MAX: 0.00 Beamwidth: 0.00



Name: 2xLTE CUT2
 Date/Time = 2/3/2017 9:35:45 AM
 Plot Scale: 5 dB/Div
 Polarization: Vertical
 Trace 1- 780 MHz MAX: 2.11 Beamwidth: 48.73
 Trace 2- 780 MHz MAX: 0.99 Beamwidth: 46.25
 Trace 3- 0 MHz MAX: 0.00 Beamwidth: 0.00
 Trace 4- 0 MHz MAX: 0.00 Beamwidth: 0.00



Name: 2xLTE CUT1
 Date/Time = 2/3/2017 9:26:15 AM
 Plot Scale: 5 dB/Div
 Polarization: Vertical
 Trace 1- 829.9500000000001 MHz MAX: -1.03 Beamwidth: 50.41
 Trace 2- 829.9500000000001 MHz MAX: -1.04 Beamwidth: 78.33
 Trace 3- 0 MHz MAX: 0.00 Beamwidth: 0.00
 Trace 4- 0 MHz MAX: 0.00 Beamwidth: 0.00

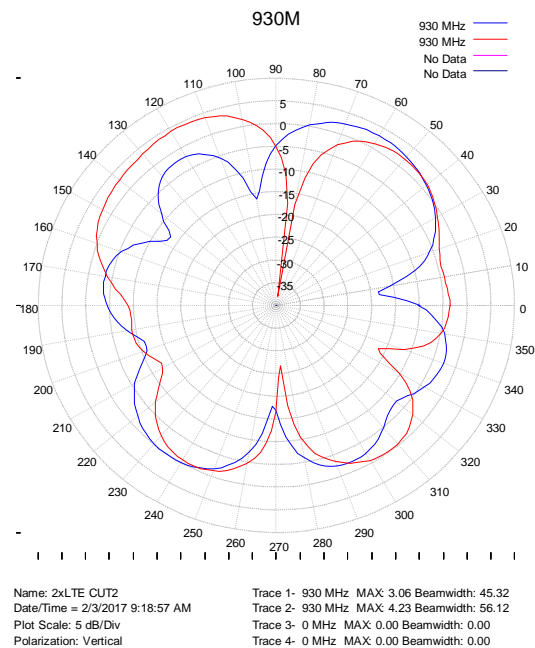
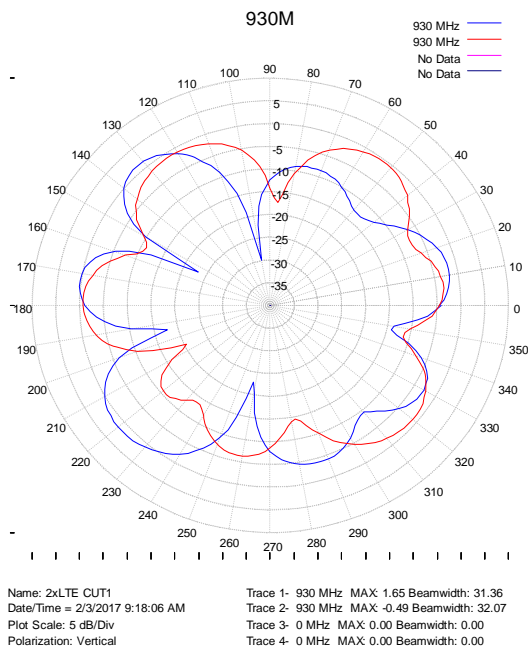
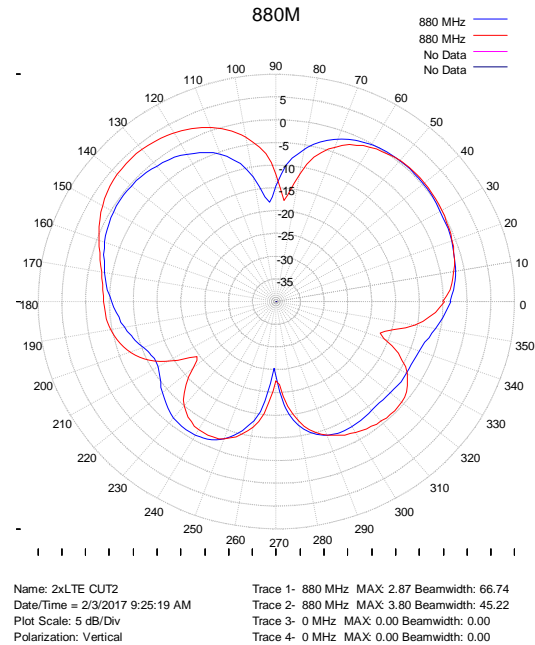
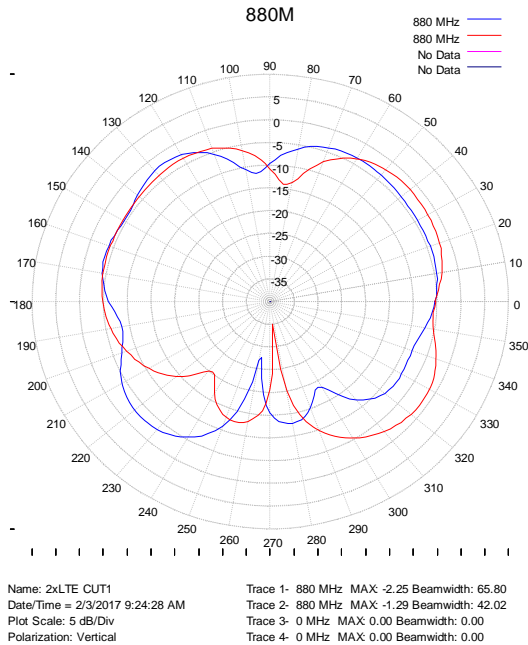


Name: 2xLTE CUT2
 Date/Time = 2/3/2017 9:27:01 AM
 Plot Scale: 5 dB/Div
 Polarization: Vertical
 Trace 1- 829.9500000000001 MHz MAX: 2.98 Beamwidth: 48.73
 Trace 2- 829.9500000000001 MHz MAX: 2.21 Beamwidth: 46.25
 Trace 3- 0 MHz MAX: 0.00 Beamwidth: 0.00
 Trace 4- 0 MHz MAX: 0.00 Beamwidth: 0.00

LLP502 Series Antenna

MIMO LTE Global Low profile 2xLTE, 2xWIFI, 1 GPS
 694-960 & 1700-3700 MHz (Global LTE)

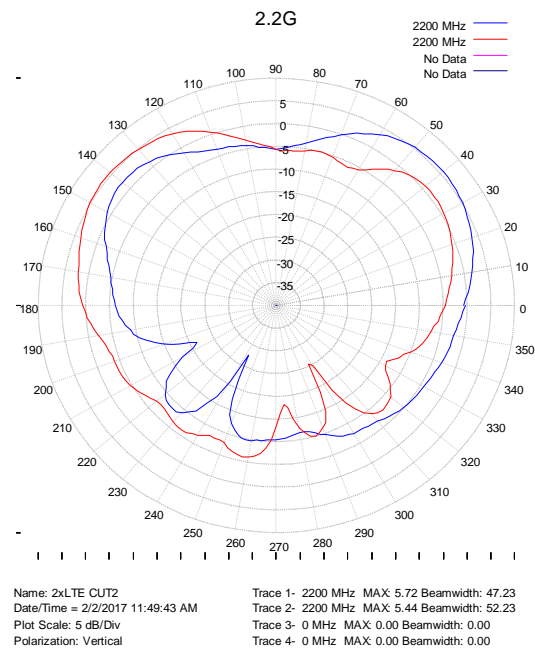
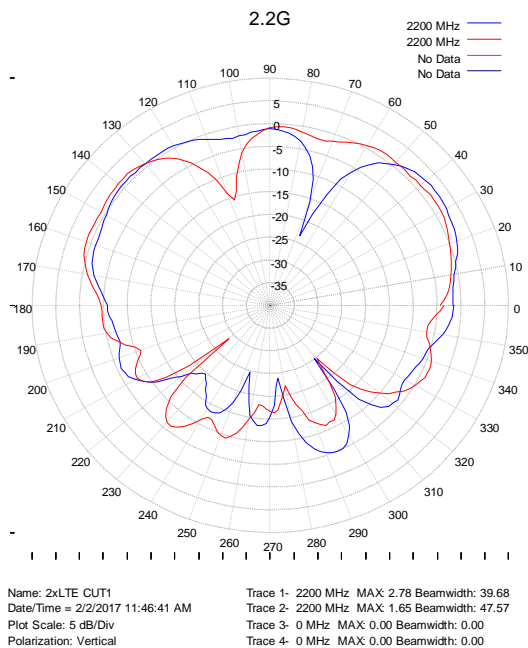
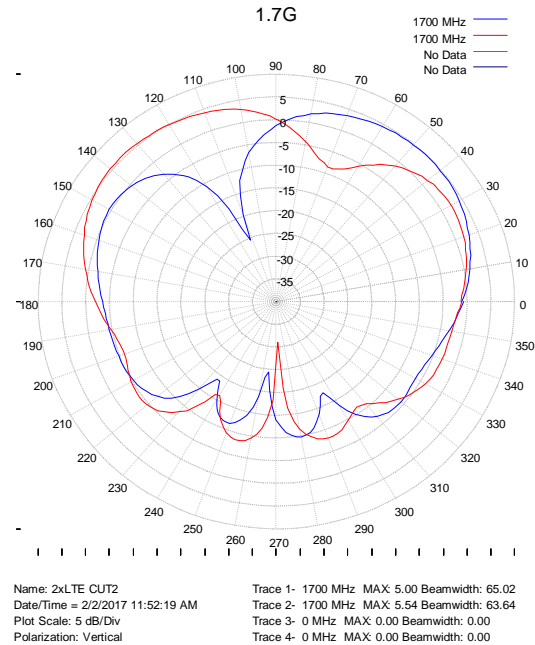
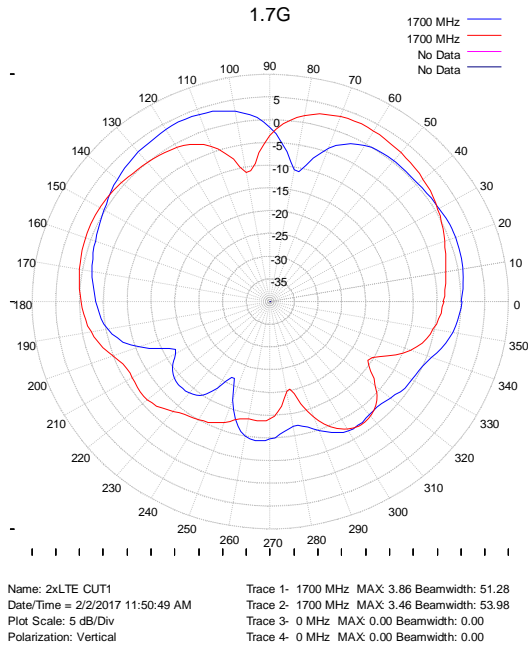
2D Radiation Pattern, Gain dBi – LTE 1 and LTE 2 – Ground Plane: 1'x1' square



LLP502 Series Antenna

MIMO LTE Global Low profile 2xLTE, 2xWIFI, 1 GPS
 694-960 & 1700-3700 MHz (Global LTE)

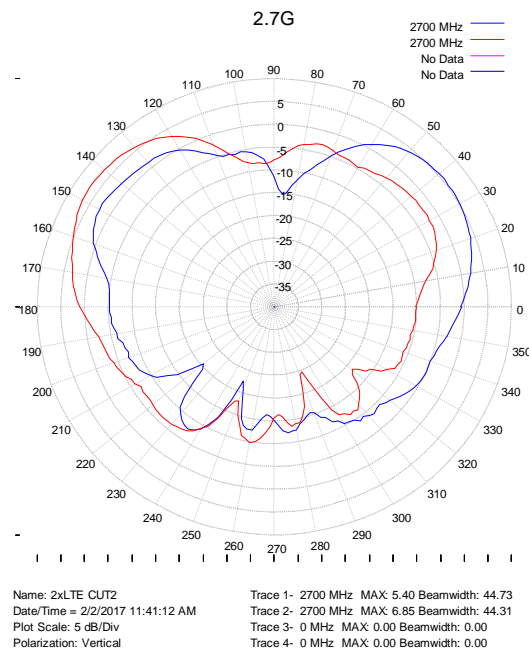
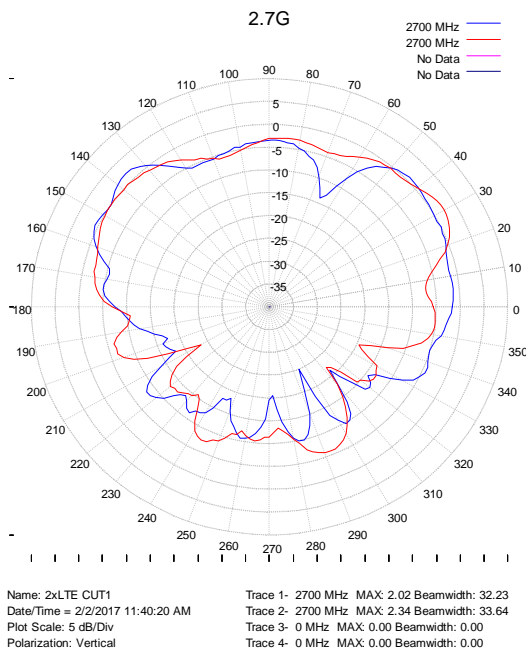
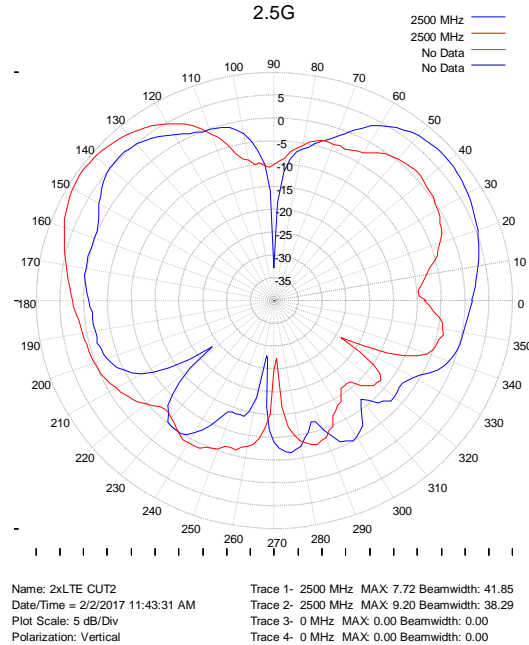
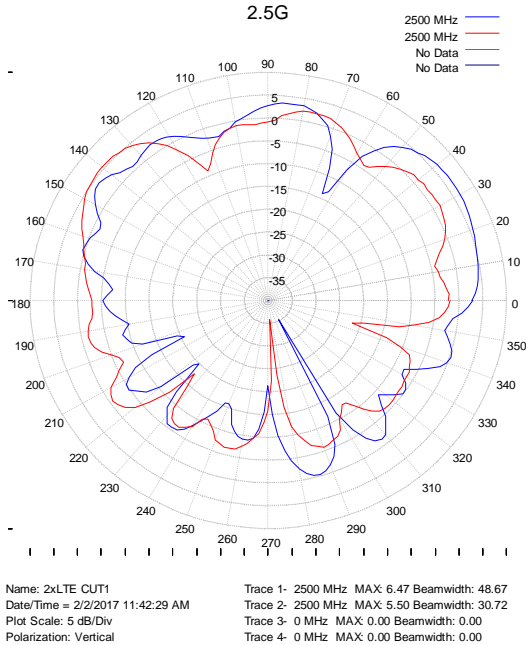
2D Radiation Pattern, Gain dBi – LTE 1 and LTE 2 – Ground Plane: 1'x1' square



LLP502 Series Antenna

MIMO LTE Global Low profile 2xLTE, 2xWIFI, 1 GPS
694-960 & 1700-3700 MHz (Global LTE)

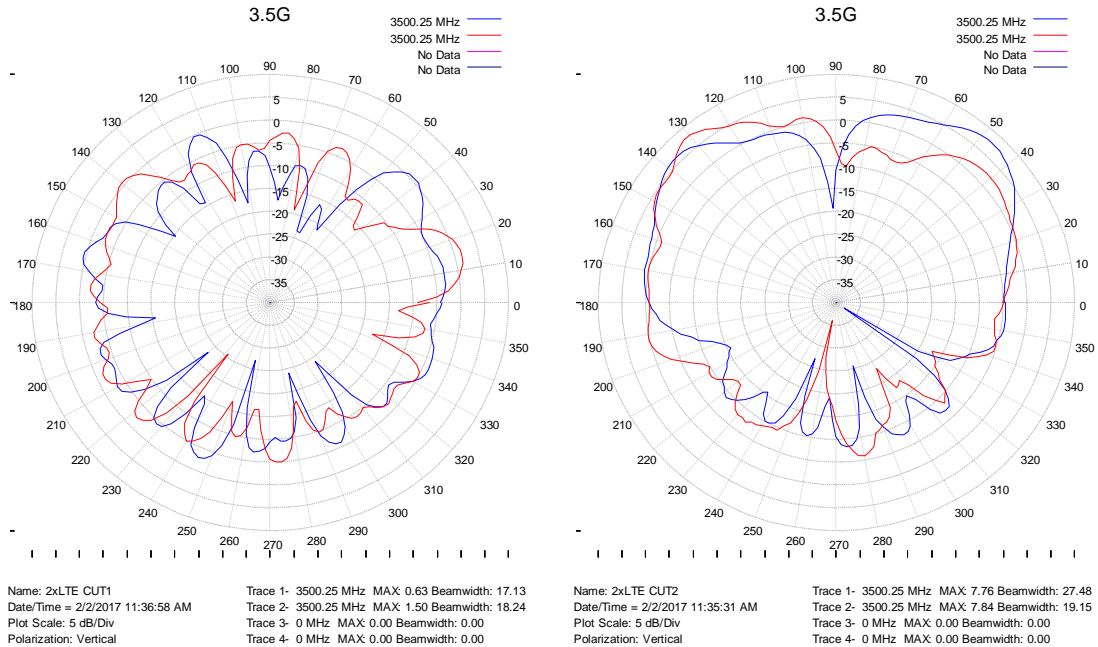
2D Radiation Pattern, Gain dBi – LTE 1 and LTE 2 – Ground Plane: 1'x1' square



LLP502 Series Antenna

MIMO LTE Global Low profile 2xLTE, 2xWIFI, 1 GPS
694-960 & 1700-3700 MHz (Global LTE)

2D Radiation Pattern, Gain dBi – LTE 1 and LTE 2 – Ground Plane: 1'x1' square

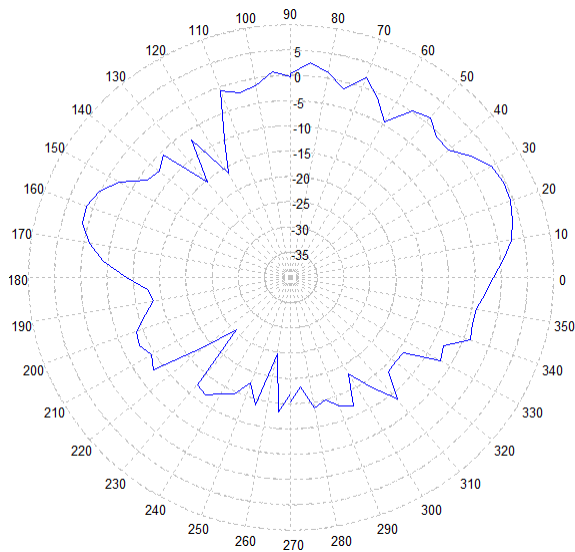


LLP502 Series Antenna

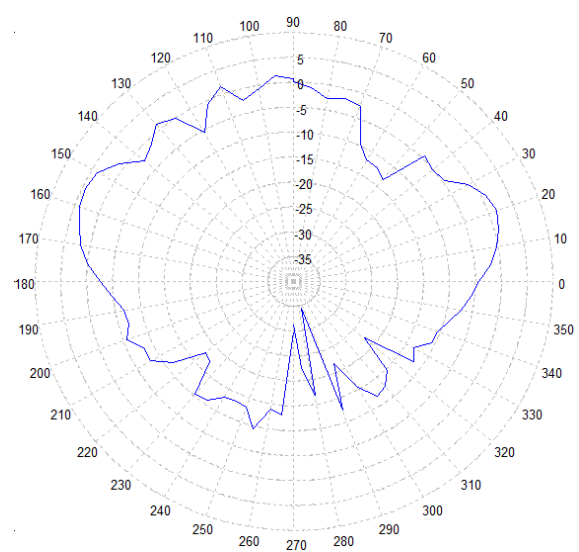
MIMO LTE Global Low profile 2xLTE, 2xWIFI, 1 GPS
694-960 & 1700-3700 MHz (Global LTE)

2D Radiation Pattern, Gain dBi – Wi-Fi 1 – Ground Plane: 1'x1' square – 2 elevation cuts

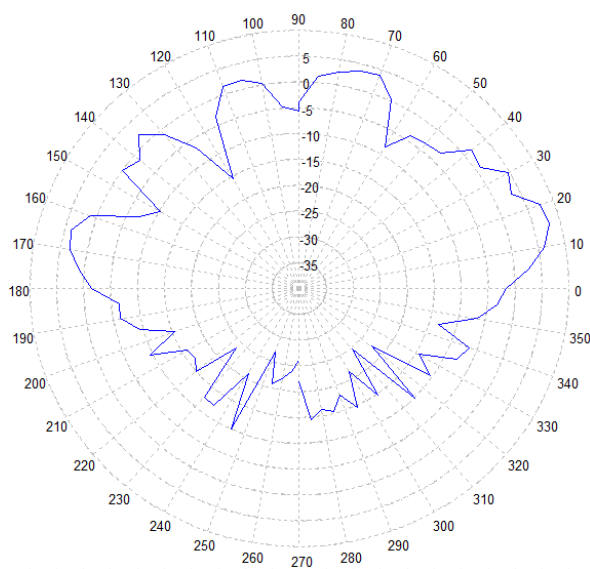
2500 MHz



2500 MHz



6000 MHz



6000 MHz

