

EDX150-1-2 Installation Instruction

Exposed Dipole No Mast Supplied

Maximum Diameter For User Supplied Support Pipe = 2.25" (5.72cm)

Parts Supplied:

- EDX Exposed Dipole Assembly
- EDX Mount Bracket
- 2 Stainless Steel V Bolts
- 2 Stainless Steel U Bolts

Install Each Assembly On Mast.

Top Of Dipole Should Match Top Of Mast (Not Included)

If 2nd Dipole Is Used It Should Be Centered 51"

(129.54cm) Below The Center Of The Top Element.

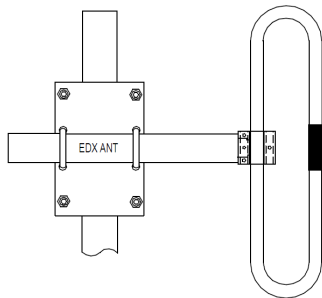


Figure 1

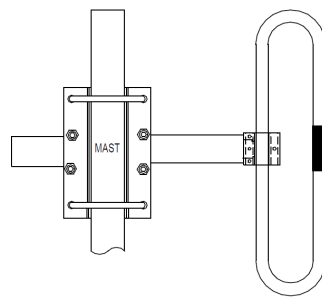
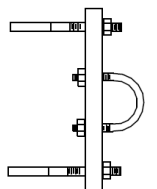
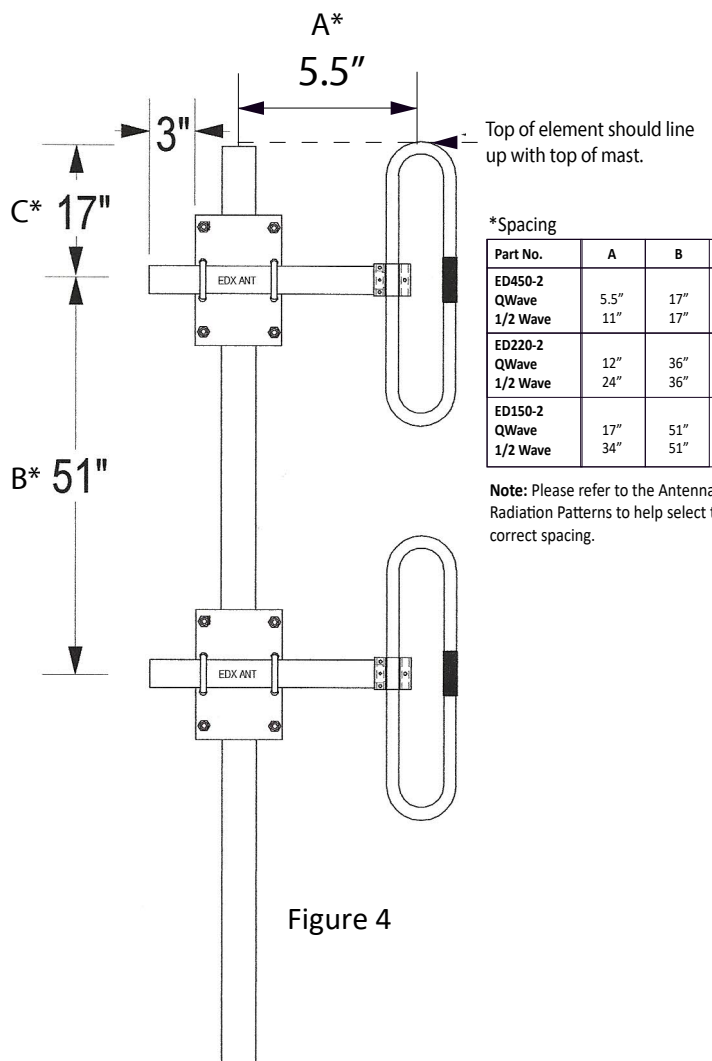


Figure 2



EDX MOUNT BRACKET

Figure 3



*Spacing

Part No.	A	B	C
ED450-2 QWave 1/2 Wave	5.5"	17"	5.5"
ED220-2 QWave 1/2 Wave	12"	36"	12"
ED150-2 QWave 1/2 Wave	17"	51"	17"

Note: Please refer to the Antenna Radiation Patterns to help select the correct spacing.

[Terms and Conditions](#)



Toll Free: 1-800-648-2800
Phone: 1-847-671-6690
Fax: 1-847-250-5120
Email: info@mobilemark.com



Phone: +44 1543 459555
Fax: +44 1543 459545
Email: enquiries@mobilemarkeurope.co.uk



Mobilemark.com

950-102-9-001-0620_REV B